

**THE MAHATMA GANDHI UNIVERSITY
UNDERGRADUATE PROGRAMMES**

(HONOURS) SYLLABUS

MGU-UGP (Honours)

(2024 Admission Onwards)



Faculty: Fine Arts

BoS: Performing Arts

**Programme: Bachelor of Arts (Honours) Kathakali
Madhalam**

Mahatma Gandhi University

Priyadarshini Hills

Kottayam – 686560, Kerala, India

Content

Sl No	Title	
1	Preface	
2	Board of Studies and External Experts	
3	Syllabus Index	
4	Semester 1 Course 1	Fundamental study of Madhalam
5	Semester 1 Course 2	Fundamental study of Madhalam
6	Semester 2 Course 1	Introduction to <i>Kathakali Madhalam</i> and <i>Keli</i> (Part 1)
7	Semester 2 Course 2	Introduction to <i>Keli</i>
8	Semester 3 Course 1	Kathakali Maddhalam and Keli (Part II)
9	Semester 3 Course 2	Kathakali Maddhalam and Keli (Part III)
10	Semester 3 Course 3	History and Evolution of Kathakali
11	Semester 3 Course 4	Study of different Kelis

12	Semester 3 Course 5	<i>Panchavadyam</i> ; Fundamental study (Part I)
13	Semester 3 Course 6	Introduction to Madhalam
14	Semester 4 Course 1	<i>Kalashams</i> of female characters in Kathakali (Part I)
15	Semester 4 Course 2	Structure and performance of <i>Panchavadyam</i>
16	Semester 4 Course 3	Major female characters of Kathakali
17	Semester 4 Course 4	Kadhakali Madhalam and Keli (Part II)
18	Semester 4 Course 5	Keli - Fundamental study
19	Semester 4 Course 6	Fundamental study of Madhalam
20	Semester 5 Course 1	<i>Kalashams</i> of female characters in Kathakali (Part II)
21	Semester 5 Course 2	<i>Keli ; Pathikalam</i>
22	Semester 5 Course 3	<i>Panchavadyam</i> Study (Part II)
23	Semester 5 Course 4	Aesthetics of Kathakali
24	Semester 5 Course 5	Authors of Attakadhas and Pioneers of Kathakali

25	Semester 5 Course 6	Improvisations in <i>Panchavadyam</i>
26	Semester 6 Course 1	Study of <i>Pathinja Adanthakooru</i>
27	Semester 6 Course 2	Study of <i>Kalashams in Kathakali</i>
28	Semester 6 Course 3	Improvisation in Kathakali
29	Semester 6 Course 4	Artforms and Institutions in Kerala
30	Semester 6 Course 5	Improvisations in <i>Melappadam</i> and <i>Keli</i>
31	Semester 6 Course 6	Specific techniques of <i>Thekkan Kalari</i>
32	Semester 7 Course 1	Study of <i>Pathinja Pancharikkoru</i>
33	Semester 7 Course 2	Research Methodology
34	Semester 7 Course 3	<i>Kottayam Attakadhas</i>
35	Semester 7 Course 4	<i>Thekkan Thodayam</i>
36	Semester 7 Course 5	<i>Thekkan Purappad</i>
37	Semester 7 Course 6	<i>Choritta Kai</i>

38	Semester 8 Course 1	<i>Panchavadyam</i> Study (Part III)
39	Semester 8 Course 2	<i>Panchavadyam</i> Study (Part IV)
40	Semester 8 Course 3	<i>Capstone - Project- Dissertation</i>
41		Choreography / Project
41	Semester 8 Course 4	Kerala Tala System
42	Semester 8 Course 5	<i>Nalacharitham</i> ; a detailed study
43	Semester 8 Course 6	Attakadhas with popular female characters
44	Project Evaluation	
45	Internship Evaluation	
46	Assessment Rubrics	
47	Syllabus Revision Workshop Participants	

Syllabus

Four Year Undergraduate Programme(Honours) In Kathakali Madhalam Preface

‘Unravelling the transcendent journey of Kerala's ensemble performances’

We are delighted to introduce the Bachelor of Arts in Kathakali Madhalam Degree Programme. We provide a transformative and enriching experience that reveals the vibrant cultural traditions of Kerala, with a primary emphasis on Kathakali and a variety of other ensemble performances. This journey fosters holistic and personal development, empowering the student to become a skilled and accomplished performer.

This syllabus preface is designed to provide an overview of the comprehensive curriculum that awaits over the next four years.

The Undergraduate Kathakali Madhalam Program at Mahatma Gandhi University spans four years and integrates diverse courses across different levels, from 100 to 400. Each course has its distinct approach and contributes to fulfilling the Program Outcomes outlined by the University.

The Major Discipline Specific Courses (DSC) are crafted to deeply engage students in the intricate and profound art of playing Madhalam. These courses encompass a comprehensive range of topics, including technique, performance structure of art forms where the instrument is used, principles of playing, and historical context. A total of 22 courses are designated as Major Discipline Specific Courses, with over seven of them serving as **Major Discipline Specific Elective Courses (DSE)**. Students can expect dedicated support to excel in the traditional and innovative application of this major classical percussion instrument of Kerala.

The Minor Discipline Specific Courses aim to broaden students' horizons by delving into related disciplines. These courses are offered in the first to fourth semesters, with an additional opportunity to select three minor courses in the seventh semester, alongside three major courses, if desired. By enrolling in these courses, students gain a comprehensive understanding of the interdisciplinary nature of performing arts, enriching their perspectives and skill sets.

The Multidisciplinary Courses (MDC) aim to bridge the gap between Kathakali Madhalam and other academic disciplines, promoting a holistic educational approach. Students can enroll in Multidisciplinary Courses consecutively during the first, second, and third semesters. Additionally, there is an opportunity to select two MDCs online in the seventh and eighth semesters. This integration fosters critical thinking, creativity, and the ability to relate artistic practice to wider societal issues.

Ability Enhancement Courses (AEC) aim to cultivate essential skills that extend beyond the scope of the major discipline. In the Foundation level (1st & 2nd semester), these courses encompass languages such as English, Malayalam, and Sanskrit. They emphasize communication, research, and other fundamental abilities, preparing students for success in their artistic pursuits as well as future professional endeavors.

Skill Enhancement Courses (SEC) primarily target specialized skills essential for career paths within the performing arts. These courses offer hands-on training in areas such as art form evaluation, choreography, stage

management, lighting design, and arts administration, utilizing multimedia tools to ensure a comprehensive skill set for future endeavors in the field. SECs are scheduled in the fourth, fifth, and sixth semesters. The SEC available in the fourth semester is open to all discipline students, while those in the fifth and sixth semesters are exclusive to major students.


Value Addition Courses (VAC) seek to explore subjects that promote ethics, social responsibility, and cultural awareness. VACs are available in the third, fourth, and sixth semesters, with the sixth-semester VAC being limited to specific major courses. These courses aim to elucidate the role of artists in society and identify opportunities for utilizing art as a catalyst for positive societal transformation.

As part of the program, there is a credit-based **internship** opportunity designed to put theoretical knowledge and practical skills into practice within real-world contexts. Internships are available with prestigious institutions, academies, cultural organizations, or community outreach programs. Participants can acquire valuable experience, establish professional connections, and make meaningful contributions to the performing arts sector.

In the **B.A. Honors with a Research degree program**, completion of a twelve-credit Capstone Project is compulsory. This project marks the culmination of the academic journey, showcasing acquired knowledge and skills. It offers an opportunity to exhibit artistic growth, innovation, and mastery. Additionally, substituted twelve-credit courses are available in the

B.A. Honours degree program aimed at further enhancing proficiency in the subject.

Embarking on this four-year journey, each course is a building block towards holistic development as both an artist and a well-rounded individual. We eagerly anticipate observing your artistic and personal growth throughout your enrollment in the Four-Year Undergraduate Kathakali Madhalam program.



Sincerely,
Dr. Salini S,
Chairperson,
&Members,
BOS, Performing Arts.

MGU-UGP (HONOURS)

Syllabus

THANKYOU.

Board of Studies & External Experts

Board of studies

Sl. No	Name	Designation & Address	Mail id	Phone No.
1	Dr. Salini. S Chairperson (Performing Arts BOS)	HOD, Dept. of Mohiniyattam, RLV.Govt.College of Music and Fine Arts, Tripunithura	saluharikumar@gmail.com	9497678915
2	Kalakshetra Vilasini K	Rtd HOD, Department of Bharatanatyam, RLV Govt. College of Music and Fine Arts, Tripunithura	-	0484 – 2204908
3	C.P. Madhavan Nampoothiri	Rtd.Faculty, Dept of Bharatanatyam, RLV.Govt. College of Music and Fine Arts, Tripunithura	Nampoothirimadhavan@gmail.com	9447041273
4	Kalamandalam Sreekumar B	Rtd. H.O.D, Dept. of Kathakali, RLV.Govt. College of Music and Fine Arts, Tripunithura	-	9447573432
5	Dr. Neena Prasad	Mohiniyattam Expert	drneenaprasad@gmail.com	9446001517
6	Shimna K.T.K	H.O.D, Dept. of Bharatanatyam, RLV Govt. College of Music and Fine Arts, Tripunithura	shimratheesh@gmail.com	9496386634

7	Kalamandalam Radhakrishnan. A	H.O.D, Dept. of Kathakali, RLV Govt. College of Music and Fine Arts, Tripunithura	krishmudra@gmail.com	9495195089
8	Shafeekudeen B.K	Faculty, Dept. of Bharatanatyam, RLV Govt. College of Music and Fine Arts, Tripunithura	shafeekudeen786@yahoo.co.in	9846534904
9	Kalamandalam Rajesh Babu	Faculty, Dept. of Kathakali Sangeetham, RLV Govt. College of Music and Fine Arts, Tripunithura	Kalamandalamrajeshbabu007@gmail.com	8281912907
10	Kalamandalam Vineeth M.R	Faculty, Dept of Kathakali Madhalam, RLV Govt. College of Music and Fine Arts, Tripunithura	mrvineethkalamandalam@gmail.com	9846563680
11	Kalamandalam Sreevin S	Faculty, Dept of Kathakali Chenda, RLV Govt. College of Music and Fine Arts, Tripunithura	sreevinnedumpurath@gmail.com	9656522844

Syllabus

External Experts

Sl. No	Name	Designation & Address	Phone No.
1	Dr. Abu K.M	Assistant Professor, Dept. of Mohiniyattam, S.S.U.S Kalady	9847279191
2	Kalamandalam Balasundaran T	Professor, Dept. of Kathakali Chenda, Kerala Kalamandalam Deemed to be University of Art & Culture Cheruthuruthy	9747816388
3	Kalamandalam Thulasi Kumar. S	Assistant Professor, Dept. of Kathakali Vesham, Kerala Kalamandalam Deemed to be University of Art & Culture, Cheruthuruthy	9497316420
4	Kalamandalam Hariharan.P	Faculty, Dept. of Madhalam, Kerala Kalamandalam Deemed to be University of Art & Culture, Cheruthuruthy	9447940825
5	Kalamandalam Sreejith K	Faculty, Dept of Madhalam, Kerala Kalamandalam Deemed to be University of Art & Culture, Cheruthuruthy	9995010245

Eligibility

Minimum qualification for the admission to Bachelor of Arts in Kathakali Madhalam shall be as per the rules and regulations of Mahatma Gandhi University. Admission shall be regulated based on an Aptitude Test (practical) in Kathakali Madhalam by the Department of concerned Colleges

SYLLABUS INDEX

Name of the Major: **Kathakali Madhalam**

SEMESTER 1

Course Code	Title of the Course	Type of the Course DSC, MDC, SEC etc.	Credit	Hours/ week	Hour Distribution /week			
					L	T	P	O
MG1DSCKMD100	Fundamental study of Maddalam	DSC A	4	5	0	3	2	0
MG1MDCKMD100	Fundamental study of Maddalam	MDC	3	4	0	2	2	0

L — Lecture, T — Tutorial, P — Practical/Practicum, O — Other

SEMESTER 2

Course Code	Title of the Course	Type of the Course DSC, MDC, SEC etc.	Credit	Hours/ week	Hour Distribution /week			
					L	T	P	O
MG2DSCKMD100	Introduction to <i>Kathakali Maddalam</i> and <i>Keli</i> (Part 1)	DSC A	4	5	0	3	2	0
MG2MDCKMD100	Introduction to <i>Keli</i>	MDC	3	4	0	2	2	0

SEMESTER 3

Course Code	Title of the Course	Type of the Course DSC, MDC, SEC etc.	Credit	Hours/ week	Hour Distribution /week			
					L	T	P	O
MG3DSCKMD200	Kadhakali Maddhalam and Keli (Part II)	DSC A	4	5	0	3	2	0
MG3DSCKMD201	Kadhakali Maddhalam and Keli (Part III)	DSC A	4	5	0	3	2	0
MG3DSEKMD200	History & Evolution of Kathakali	DSE	4	4	4	0	0	0
MG3DSEKMD202	Study of different Kelis	DSC B	4	5	0	3	2	0
MG3MDCKMD200	<i>Panchavadyam</i> ; Fundamental study (Part I)	MDC	3	3	0	3	0	0
MG3VACKMD200	Introduction to Maddalam	VAC	3	3	2	1	0	0

SEMESTER 4

Course Code	Title of the Course	Type of the Course DSC, MDC, SEC etc.	Credit	Hours/ week	Hour Distribution /week			
					L	T	P	O
MG4DSCKMD200	<i>Kalashams</i> of female characters in Kathakali (Part I)	DSC A	4	5	0	3	2	0
MG4DSCKMD201	Structure and performance of <i>Panchavadyam</i>	DSC A	4	5	0	3	2	0
MG4DSEKMD200	Major female characters of Kathakali	DSE	4	4	4	0	0	0
MG4DSEKMD202	Kadhakali Maddhalam and Keli	DSC C	4	5	0	3	2	0
MG4SECKMD200	Keli - Fundamental study	SEC	3	3	0	3	0	0
MG4VACKMD200	Fundamental study of Maddalam	VAC	3	3	0	3	0	0
MG4INTKMD200	Internship		2					

SEMESTER 5

Course Code	Title of the Course	Type of the Course DSC, MDC, SEC etc.	Credit	Hours/ week	Hour Distribution /week			
					L	T	P	O
MG5DSCKMD300	<i>Kalashams</i> of female characters in Kathakali (Part II)	DSC A	4	5	0	3	2	0
MG5DSCKMD301	<i>Keli ; Pathikalam</i>	DSC A	4	5	0	3	2	0
MG5DSCKMD302	<i>Panchavadyam</i> Study (Part II)	DSC A	4	4	0	4	0	0
MG5DSE KMD300	Aesthetics of Kathakali	DSE	4	4	4	0	0	0
MG5DSE KMD301	Authors of Attakadhas and Pioneers of Kathakali	DSE	4	4	4	0	0	0
MG5SEC KMD300	Improvisations in <i>Panchavadyam</i>	SEC	3	3	0	3	0	0

SEMESTER 6

Course Code	Title of the Course	Type of the Course DSC, MDC, SEC etc.	Credit	Hours/ week	Hour Distribution /week			
					L	T	P	O
MG6DSCKMD300	Study of <i>Pathinja Adanthakooru</i>	DSC A	4	5	0	3	2	0
MG6DSEKMD300	Study of <i>Kalashams in Kathakali</i>	DSE	4	4	0	4	0	0
MG6DSEKMD301	Improvisation in Kathakali	DSE	4	4	4	0	0	0
MG6DSEKMD302	Artforms and Institutions in Kerala	DSE	4	4	4	0	0	0
MG6SECKMD300	Improvisations in <i>Melappadam</i> and <i>Keli</i>	SEC	3	4	0	2	2	0
MG6VACKMD300	Specific techniques of <i>Thekkan Kalari</i>	VAC	3	4	0	2	2	0

SEMESTER 7

Course Code	Title of the Course	Type of the Course DSC, MDC, SEC etc.	Credit	Hours/ week	Hour Distribution /week			
					L	T	P	O
MG7DCCKMD400	<i>Study of Pathinja Pancharikkoru</i>	DCC	4	5	0	3	2	0
MG7DCCKMD401	Research Methodology	DCC	4	4	4	0	0	0
MG7DCCKMD402	<i>Kottayam Attakadhas</i>	DCC	4	4	4	0	0	0
MG7DCEKMD400	Thekkan Thodayam	DCE	4	4	0	4	0	0
MG7DCEKMD401	Thekkan Purappad	DCE	4	4	0	4	0	0
MG7DCEKMD402	<i>Choritta Kai</i>	DCE	4	4	0	4	0	0

SEMESTER 8

Course Code	Title of the Course	Type of the Course DSC, MDC, SEC etc.	Credit	Hours/ week	Hour Distribution /week			
					L	T	P	O
MG8DCCKMD400	<i>Panchavadyam Study (Part III)</i>	DCC	4	5	0	3	2	0
MG8DCCKMD401	<i>Panchavadyam Study (Part IV)</i>	DCC	4	5	0	3	2	0
MG8PRJKMD400	<i>Capstone - Project-Dissertation</i> (For Honours with Research Degree Programme)/ Choreography/ Project (For Honours Degree Programme)	PRJ	12					
MG8DCEKMD400	Kerala Tala System	DCE	4	5	3	0	2	0
MG8DCEKMD401	<i>Nalacharitham; a detailed study</i>		4	5	3	0	2	0
MG8DCEKMD402	<i>Attakadhas with popular female characters</i>		4	5	3	0	2	0



SEMESTER I

MGU-UGP (HONOURS)

Syllabus



Mahatma Gandhi University

Kottayam

Programme	BA (Hons) Kathakali Madhalam						
Course Name	Fundamental study of Madhalam						
Type of Course	DSC A						
Course Code	MG1DSCKMD100						
Course Level	100-199						
Course Summary	<p>The course familiarizes beginner-level students with the instrument Madhalam and also introduces the basic techniques of playing the instrument. It also covers the basic concept of Kerala talas.</p>						
Semester	I	Syllabus			Credits	4	Total Hours
Course Details	Learning Approach	Lecture	Tutorial	Practical	Others		
		0	3	1	0	75	
Pre-requisites, if any	Basic aptitude and skill						

	CO Statement	PO	Learning Domain
CO1	Differentiate the various instrument categories according to Natyasastra	1,2,4,10	U
CO2	Understand the history, evolution, types and construction of Madhalam	1,2,4,10	U
CO3	Recall the basic syllables of <i>Padakai, Kelimugham and Ganapathykai</i>	1,2,5,10	K
CO4	Demonstrate the <i>Padakai, Kelimugham and Ganapathykai</i>	1,2,5,10	A, S
CO5	Understand the various basic talas	1,2,5,10	U, Ap
CO6	Analyze the application of talas in Madhalam	1,2,5,10	A, S, Ap
CO7	Analyze the application of talas in Kathakali	1,2,5,10	A, S, Ap
<p>Remember (K), Understand (U), Apply (A), Analyse (An), Evaluate (E), Create (C), Skill (S), Interest (I) and Appreciation (Ap).</p>			

Units	Content	Hours	CO
Module 1 : Madhalam; a basic study		20	
1.1	<i>Avanadhavadhyavidhi</i>	5	1
1.2	History and evolution of Madhalam	5	2
1.3	Types of Madhalam	5	2

1.4	Construction of Madhalam	5	2
Module 2 : <i>Paadakai</i> ; training		20	
2.1	Recitation of the syllables (1&2)	5	3
2.2	Practical study of <i>Paadakai</i> (1&2)	5	4
2.3	Recitation of the syllables (3,4&5)	5	3
2.4	Practical study of <i>Paadakai</i> (3,4&5)	5	4
Module 3 : <i>Ganapathykai, Kelimugham</i>		20	
3.1	Recitation of syllables (<i>Ganapathykai</i>)	5	3
3.2	Practical study of <i>Ganapathykai</i>	5	4
3.3	Recitation of syllables (<i>Kelimugham</i>)	5	3
3.4	Practical study of <i>Kelimugham</i>	5	4
Module 4 : Kerala Talas		15	
4.1	<i>Chempata, Triputa</i>	4	5

4.2	<i>Panchari, Chemba, Adanta</i>	4	5
4.3	Application of talas in Madhalam	4	6
4.4	Application of talas in Kathakali	3	7
Module 5			
5.1	Teacher specific content. This can be either classroom teaching, practical session, field visit etc as specified by the teacher concerned.		

Classroom Procedure – Teaching and Learning Approach

Module 1	Lecture, Discussion
Module 2	Demonstration, one-to-one interaction, Giving practice
Module 3	Demonstration, one-to-one interaction, Giving practice
Module 4	Lecture, Demonstration, Giving practice

Mode of Assessment – Assessment patterns

Continuous Comprehensive Assessment (CCA) : 30 marks

Note : For Viva - Voce - It's conducted in accordance with the pre prepared set of 5 or more separate questionnaires prepared by the concerned board of examination. Students can pick any one among them which is to be answered

Module 1	Viva - Voce
Module 2	Practical evaluation (accuracy of tala, rhythmic balance, clarity of delivering the techniques, pronunciation of syllables, overall performance)
Module 3	Practical evaluation (accuracy of tala, rhythmic balance, clarity of delivering the techniques, pronunciation of syllables, overall performance)
Module 4	Viva - Voce
Module 5	This content will be evaluated internally.

Semester end Examination : 70 marks

Note : For MCQ - The questionnaire will be prepared and evaluated by the concerned examination board.

Module 1	MCQ
Module 2	Practical evaluation (accuracy of tala, rhythmic balance, clarity of delivering the techniques, pronunciation of syllables, overall performance)
Module 3	Practical evaluation (accuracy of tala, rhythmic balance, clarity of delivering the techniques, pronunciation of syllables, overall performance)
Module 4	MCQ

References

- *Madhalam enna Mangalavadhyam- Kalamandalam Sankara Varriyar*
- *Keralathile Vadyangalum Kalakalum - Dr Manoj Kuroor*
- *Taalangal Taala vadyangal - A S N Nambeesan*



Mahatma Gandhi University Kottayam

Programme						
Course Name	Fundamental study of Madhalam					
Type of Course	MDC					
Course Code	MG1MDCKMD100					
Course Level	100-199					
Course Summary	The course familiarizes beginner-level students with the instrument Madhalam (history, evolution, types and construction) and also introduces the basic techniques of playing the instrument.					
Semester	I	Credits			3	Total Hours
Course Details	Learning Approach	Lecture	Tutorial	Practical	Others	
		0	2	1	0	60
Pre-requisites, if any	Basic aptitude and skill					

CO	CO Statement	PO	Learning Domain
CO1	Understand the history, evolution, types and construction of Madhalam	1,2,3,5,10	U
CO2	Recall the basic syllables of <i>Padakai</i> , <i>Kelimugham</i> and <i>Ganapathykai</i>	1,2,3,5,10	K
CO3	Demonstrate the <i>Padakai</i> , <i>Kelimugham</i> and <i>Ganapathykai</i>	1,2,3,5,10	A, S
Remember (K), Understand (U), Apply (A), Analyse (An), Evaluate (E), Create (C), Skill (S), Interest (I) and Appreciation (Ap),			

Units	Content	Hours	CO
Module 1 : <i>Paadakai</i> ; training		20	
1.1	Recitation of the syllables (1&2)	5	2
1.2	Practical study of <i>Padakai</i> (1&2)	5	3
1.3	Recitation of the syllables (3,4&5)	5	2
1.4	Practical study of <i>Padakai</i> (3,4&5)	5	3
Module 2 : <i>Ganapathykai</i> , <i>Kelimugham</i>		20	
2.1	Recitation of syllables (<i>Ganapathykai</i>)	5	2

2.2	Practical study of <i>Ganapathykai</i>	5	3
2.3	Recitation of syllables (<i>Kelimugham</i>)	5	2
2.4	Practical study of <i>Kelimugham</i>	5	3
Module 3 : Madhalam; a basic study		20	
3.1	History and evolution of Madhalam	7	1
3.2	Types of Madhalam	7	1
3.3	Construction of Madhalam	6	1
Module 4			
4.1	Teacher specific content. This can be either classroom teaching, practical session, field visit etc as specified by the teacher concerned.		

Classroom Procedure – Teaching and Learning Approach

Module 1	Demonstration, one-to-one interaction, Giving practice
Module 2	Demonstration, one-to-one interaction, Giving practice

Module 3	Lecture, Discussions
----------	----------------------

Mode of Assessment – Assessment patterns

Continuous Comprehensive Assessment (CCA) : 25 marks

Note : For Viva - Voce - It's conducted in accordance with the pre prepared set of 5 or more separate questionnaires prepared by the concerned board of examination. Students can pick any one among them which is to be answered

Module 1	Practical evaluation (accuracy of tala, rhythmic balance, clarity of delivering the techniques, pronunciation of syllables, overall performance)
Module 2	Practical evaluation (accuracy of tala, rhythmic balance, clarity of delivering the techniques, pronunciation of syllables, overall performance)
Module 3	Viva - Voce
Module 4	This content will be evaluated internally.

Semester end Examination : 50 marks

Note : For MCQ - The questionnaire will be prepared and evaluated by the concerned examination board.

Module 1	Practical evaluation (accuracy of tala, rhythmic balance, clarity of delivering the techniques, pronunciation of syllables, overall performance)
Module 2	Practical evaluation (accuracy of tala, rhythmic balance, clarity of delivering the techniques, pronunciation of syllables, overall performance)
Module 3	MCQ

References

- *Madhalam enna Mangalavadhyam- Kalamandalam Sankara Varriyar*
- *Keralathile Vadyangalum Kalakalum - Dr Manoj Kuroor*
- *Taalangal Taala vadyangal - A S N Nambeesan*



MGU-UGP (HONOURS)

Syllabus



SEMESTER II



MGU-UGP (HONOURS)

Syllabus



Mahatma Gandhi University

Kottayam

Programme		BA (Hons) Kathakali Madhalam					
Course Name		Introduction to Kathakali Madhalam and Keli (Part I)					
Type of Course		DSC A					
Course Code		MG2DSCKMD100					
Course Level		100-199					
Course Summary		<p>The course familiarizes the students with the initial stages <i>Murukiya keli</i> and also studies to accompany <i>Thodayam (Vadakkan)</i> in Madhalam. It also introduces them to the Gestural vocabulary of Kathakali and the preliminary ceremonies related to a Kathakali performance.</p>					
Semester	II	Syllabus			Credits	4	Total Hours
Course Details	Learning Approach	Lecture	Tutorial	Practical	Others		
		0	3	1	0	75	
Pre-requisites, if any							
CO	CO Statement				PO	Learning Domain	

CO1	Understand the structural progression of <i>Keli</i>	1,2,4,5,10	U
CO2	Understand the structural progression of <i>Thodayam (Vadakkan)</i>	1,2,4,5,10	U
CO3	Illustrate the various phases of <i>Keli</i> and <i>Thodayam (Vadakkan)</i>	1,2,4,5,10	A,S
CO4	Understand the ceremonies related to Kathakali	1,2,4,5,10	U
CO5	Recall the literature of <i>Thodayam</i> and <i>Purappad</i>	1,2,4,5,10	K
CO6	Recollect the various hastas according to <i>Hastalakshanadeepika</i>	1,2,4,5,10	K
CO7	Analyze the application of hastas in Kathakali	1,2,4,5,10	An, Ap

Remember (K), Understand (U), Apply (A), Analyse (An), Evaluate (E), Create (C), Skill (S), Interest (I) and Appreciation (Ap),

Units	Content	Hours	CO
Module 1 : <i>Murukiya keli</i>		20	
1.1	<i>Chempataavattom</i>	5	1,3
1.2	<i>Koottikottu</i>	5	1,3
1.3	<i>Munnamvattom</i>	5	1,3
1.4	<i>Murukiyaniila</i>	5	1,3
Module 2 : <i>Thodayam (Vadakkan)</i>		20	

2.1	<i>Mukhajalam</i>	5	2,3
2.2	<i>Ragam padal, Chempada kalashangal</i>	5	2,3
2.3	<i>Chemba kalashangal</i>	5	2,3
2.4	Final part of <i>Thodayam</i> from <i>Panchari</i>	5	2,3
Module 3: Ceremonies related to Kathakali		20	
3.1	Preliminary ceremonies	5	4
3.2	Literature of <i>Thodayam</i>	5	5
3.3	Literature of <i>Purappad</i>	5	5
3.4	<i>Vandana Slokas (2)</i>	5	5
Module 4 : Gestural vocabulary of Kathakali		15	
4.1	Basic hastas according to <i>Hastalakshanadeepika</i>	4	6
4.2	<i>Samyutha and Asamyutha hastas</i>	4	6

4.3	<i>Misram and Visama hastas</i>	4	7
4.4	<i>Ilakiyatta mudrakal</i>	3	7
Module 5			
5.1	Teacher specific content. This can be either classroom teaching, practical session, field visit etc as specified by the teacher concerned.		

Classroom Procedure – Teaching and Learning Approach

Module 1	Demonstration, one-to-one interaction, Giving practice
Module 2	Demonstration, one-to-one interaction, Giving practice
Module 3	Lecture, Discussion
Module 4	Lecture, Demonstration, Discussion

Mode of Assessment – Assessment patterns

Continuous Comprehensive Assessment (CCA) : 30 marks

Note : For Viva - Voce - It's conducted in accordance with the pre prepared set of 5 or more separate questionnaires prepared by the concerned board of examination. Students can pick any one among them which is to be answered

Module 1	Practical evaluation (accuracy of tala, rhythmic balance, clarity of delivering the techniques, pronunciation of syllables, overall performance)
----------	--

Module 2	Practical evaluation (accuracy of tala, rhythmic balance, clarity of delivering the techniques, pronunciation of syllables, overall performance)
Module 3	Viva - Voce
Module 4	Viva - Voce
Module 5	This content will be evaluated internally.

Semester end Examination : 70 marks

Note : For MCQ - The questionnaire will be prepared and evaluated by the concerned examination board.

Module 1	Practical evaluation (accuracy of tala, rhythmic balance, clarity of delivering the techniques, pronunciation of syllables, overall performance)
Module 2	Practical evaluation (accuracy of tala, rhythmic balance, clarity of delivering the techniques, pronunciation of syllables, overall performance)
Module 3	MCQ
Module 4	MCQ

Syllabus

References

- *Kathakalippadhangal - Vellinezhi Achuthankutty*
- *Hashtalakshanadeepika*
- *Cholliyattam - Kalamandalam Padhmanabhan Nair*
- *Kadhakali Mudra - Dr R Sreekuma*



Mahatma Gandhi University Kottayam

Programme					
Course Name	Introduction to Keli				
Type of Course	MDC				
Course Code	MG2MDCKMD100				
Course Level	100-199				
Course Summary	The course familiarizes the students with the ensemble <i>Keli</i> and <i>Chendakeli</i> . The course also introduces the major instruments of Kerala.				

Syllabus

Semester	II	Credits			3	Total Hours
Course Details	Learning Approach	Lecture	Tutorial	Practical	Others	
		0	2	1	0	60
Pre-requisites, if any						

CO	CO Statement	PO	Learning Domain
-----------	---------------------	-----------	------------------------

CO1	Understand the structural progression of <i>Keli</i>	1,2,3,5,10	U
CO2	Recall the syllables of different phases of <i>Keli</i>	1,2,3,5,10	K
CO3	Demonstrate the different phases of <i>Keli</i>	1,2,3,5,10	A, S
CO4	Understand the structural progression of <i>Chendakeli</i>	1,2,3,5,10	U
CO5	Recall the syllables of different phases of <i>Keli</i>	1,2,3,5,10	K
CO6	Demonstrate the different phases of <i>Keli</i>	1,2,3,5,10	A, S
CO7	Understand the different instruments of Kerala	1,2,3,5,10	U
Remember (K), Understand (U), Apply (A), Analyse (An), Evaluate (E), Create (C), Skill (S), Interest (I) and Appreciation (Ap),			

Units	Content	Hours	CO
Module 1 : <i>Keli</i>		20	
1.1	<i>Chembadavattom</i>	5	1,2,3
1.2	<i>Koottikottu</i>	5	1,2,3
1.3	<i>Moornam vattom</i>	5	1,2,3
1.4	<i>Murikiyanila</i>	5	1,2,3
Module 2 : <i>Chendakeli</i>		20	

2.1	<i>Alankaram, Mugham</i>	5	5,6
2.2	<i>Chembadavattom, Idavattom</i>	5	5,6
2.3	<i>Irattivattom, Naalamiratti</i>	5	5,6
2.4	Performance structure	5	4
Module 3 : Instruments of Kerala		20	
3.1	Chenda, Madhalam	10	7
3.2	Timila, Idakka	5	7
3.3	Mizhavu	5	7
Module 4			
4.1	Teacher specific content. This can be either classroom teaching, practical session, field visit etc as specified by the teacher concerned.		

Classroom Procedure – Teaching and Learning Approach

Module 1	Demonstration, one-to-one interaction, Giving practice
----------	--

Module 2	Demonstration, one-to-one interaction, Giving practice
Module 3	Lecture, Discussions

Mode of Assessment – Assessment patterns

Continuous Comprehensive Assessment (CCA) : 25 marks

Note : For Viva - Voce - It's conducted in accordance with the pre prepared set of 5 or more separate questionnaires prepared by the concerned board of examination. Students can pick any one among them which is to be answered

Module 1	Practical evaluation (accuracy of tala, rhythmic balance, clarity of delivering the techniques, pronunciation of syllables, overall performance)
Module 2	Practical evaluation (accuracy of tala, rhythmic balance, clarity of delivering the techniques, pronunciation of syllables, overall performance)
Module 3	Viva - Voce
Module 4	This content will be evaluated internally.

Semester end Examination : 50 marks

Syllabus

Note : For MCQ - The questionnaire will be prepared and evaluated by the concerned examination board.

Module 1	Practical evaluation (accuracy of tala, rhythmic balance, clarity of delivering the techniques, pronunciation of syllables, overall performance)
Module 2	Practical evaluation (accuracy of tala, rhythmic balance, clarity of delivering the techniques, pronunciation of syllables, overall performance)

References

- *Thaalangalum, Thaalavaadhyangalum - A S N Nambeesan*
- *Keralathile kshethravadyakalakaal - K V Rajagopalan Kidavu*
- *Madhalam enna Mangalavadyam- Kalamandalam Sankara Varriyar*
- *Thiraskarani - Kalamandalam Kesavan*
- *Idakka Aksharangalil - Pazhampaakkod Prakashan*



MGU-UGP (HONOURS)

Syllabus

SEMESTER III



MGU-UGP (HONOURS)

Syllabus



Mahatma Gandhi University Kottayam

Programme	BA (Hons) Kathakali Madhalam						
Course Name	Kathakali Madhalam and Keli (Part II)						
Type of Course	DSC A						
Course Code	MG3DSEKMD200						
Course Level	200-299						
Course Summary	The course familiarises the students with the different stages of <i>Murukiya Keli</i> and also studies to accompany <i>Purappad (Vadakkan)</i> in Madhalam						
Semester	III	Syllabus			Credits	4	Total Hours
Course Details	Learning Approach	Lecture	Tutorial	Practical	Others		
		0	3	1	0	75	
Pre-requisites, if any							

CO	CO Statement	PO	Learning Domain
----	--------------	----	-----------------

CO1	Recall and Illustrate the syllables <i>Pancharikkoru</i>	1,2,4,5,10	K
CO2	Recall and Illustrate the syllables <i>Edavattom</i>	1,2,4,5,10	A, S
CO3	Understand the format and presentation of <i>Purappad (Vdaakkan)</i>	1,2,4,5,10	U
CO4	Illustrate the <i>Purappad (Vdaakkan)</i>	1,2,4,5,10	A, S
CO5	Execute the <i>Purappad (Vdaakkan)</i> with the Kathakali actors	1,2,4,5,10	A, S
Remember (K), Understand (U), Apply (A), Analyse (An), Evaluate (E), Create (C), Skill (S), Interest (I) and Appreciation (Ap),			

Units	Content	Hours	CO
Module 1 : <i>Pancharikkoru (Murukiyath)</i>		20	
1.1	Recitation of syllables	5	1
1.2	Practical study of <i>Pancharikkoru</i> - Part I	5	1
1.3	Practical study of <i>Pancharikkoru</i> - Part II	5	1
1.4	Practical study of <i>Pancharikkoru</i> - Part III	5	1
Module 2 : <i>Edavattom</i>		20	
2.1	Recitation of syllables (<i>Edavattom</i>) Part I	5	2

2.2	Recitation of syllables (<i>Edavattom</i>) Part II	5	2
2.3	Practical study of (<i>Edavattom</i>) Part I	5	2
2.4	Practical study of (<i>Edavattom</i>) Part II	5	2
Module 3 : <i>Purappad (Vadakkan)</i> - Part 1		20	
3.1	<i>Pathinja Kitataka dhim tha</i>	5	3,4
3.2	<i>Nokku 1</i>	5	3,4
3.3	<i>Nokku 2</i>	5	3,4
3.4	<i>Nokku 3</i>	5	3,4
Module 4 : <i>Purappad (Vadakkan)</i> - Part 2		15	
4.1	<i>Nokku 4</i>	4	3,4
4.2	<i>Tripudavattom</i>	4	3,4
4.3	<i>Adanta vattom</i> to end of <i>Purappad</i>	4	3,4

4.4	Practical Training in Kathakali kalari	3	3,4,5
Module 5			
5.1	Teacher specific content. This can be either classroom teaching, practical session, field visit etc as specified by the teacher concerned.		

Classroom Procedure – Teaching and Learning Approach

Module 1	Demonstration, one-to-one interaction, Giving practice
Module 2	Demonstration, one-to-one interaction, Giving practice
Module 3	Demonstration, one-to-one interaction, Giving practice, Practice with Kathakali actors
Module 4	Demonstration, one-to-one interaction, Giving practice, Practice with Kathakali actors

Mode of Assessment – Assessment patterns

Continuous Comprehensive Assessment (CCA) : 30 marks

Module 1	Practical evaluation (accuracy of tala, rhythmic balance, clarity of delivering the techniques, pronunciation of syllables, overall performance)
Module 2	Practical evaluation (accuracy of tala, rhythmic balance, clarity of delivering the techniques, pronunciation of syllables, overall performance)

Module 3	Practical evaluation (accuracy of tala, rhythmic balance, clarity of delivering the techniques, accompaniment with the Kathakali performers, overall performance)
Module 4	Practical evaluation (accuracy of tala, rhythmic balance, clarity of delivering the techniques, accompaniment with the other artists, overall performance)
Module 5	This content will be evaluated internally.

Semester end Examination : 70 marks

Module 1	Practical evaluation (accuracy of tala, rhythmic balance, clarity of delivering the techniques, pronunciation of syllables, overall performance)
Module 2	Practical evaluation (accuracy of tala, rhythmic balance, clarity of delivering the techniques, pronunciation of syllables, overall performance)
Module 3	Practical evaluation (accuracy of tala, rhythmic balance, clarity of delivering the techniques, accompaniment with the Kathakali performers, overall performance)
Module 4	Practical evaluation (accuracy of tala, rhythmic balance, clarity of delivering the techniques, accompaniment with the other artists, overall performance)



Mahatma Gandhi University

Kottayam

Programme	BA (Hons) Kathakali Madhalam						
Course Name	Kathakali Madhalam and Keli (Part III)						
Type of Course	DSC A						
Course Code	MG3DSCKMD201						
Course Level	200-299						
Course Summary	<p>The course familiarizes the students with the <i>Adanthakooru</i> of <i>Murukiya keli</i> and <i>Chendakeli</i>. They also studies to accompany <i>Pakuthipurappadu</i> and <i>Melappadam</i>.</p>						
Semester	III	Syllabus			Credits	4	Total Hours
Course Details	Learning Approach	Lecture	Tutorial	Practical	Others		
		0	3	1	0	75	
Pre-requisites, if any							

CO	CO Statement	PO	Learning Domain
CO1	Recall the syllables of <i>Adanthakkooru</i> , <i>Pakuthipurappadu</i> and <i>Melappadam</i>	1,2,4,5,10	K
CO2	Illustrate the structure of <i>Adanthakkooru</i>	1,2,4,5,10	A,S
CO3	Understand the structure of <i>Chendakeli</i>	1,2,4,5,10	U
CO4	Illustrate the <i>Chendakeli</i>	1,2,4,5,10	A,S
CO5	Demonstrate <i>Pakuthipurappad</i> with the Kathakali actors	1,2,4,5,10	A,S
CO6	Demonstrate <i>Melappadam</i> along with Chenda	1,2,4,5,10	A,S
Remember (K), Understand (U), Apply (A), Analyse (An), Evaluate (E), Create (C), Skill (S), Interest (I) and Appreciation (Ap),			

Units	Content	Hours	CO
Module 1 : <i>Adanthakkooru (Murukiyath)</i>		20	
1.1	Recitation of syllables	5	1
1.2	Practical study of <i>Adanthakkooru</i> - Part 1	5	2
1.3	Practical study of <i>Adanthakkooru</i> - Part 2	5	2
1.4	Practical study of <i>Adanthakkooru</i> - Part 3	5	2
Module 2 : <i>Chendakeli</i>		15	

2.1	Structure of <i>Chendakeli</i>	4	3
2.2	Practical study of <i>Chendakeli</i> - Part 1	4	4
2.3	Practical study of <i>Chendakeli</i> - Part 2	4	4
2.4	Practical study of <i>Chendakeli</i> - Part 3	3	4
Module 3 : <i>Pakuthipurappadu</i>		20	
3.1	Recitation of syllables	5	5
3.2	<i>Kalashams</i>	5	5
3.3	Practical training with Chenda	5	5
3.4	Practical training in Kathakali <i>kalari</i>	5	5
Module 4 : <i>Melappadam</i>		20	
4.1	Recitation of syllables	5	6
4.2	<i>Kalashams</i>	5	6

4.3	Practical study - Part 1	5	6
4.4	Practical training with Chenda	5	6
Module 5			
5.1	Teacher specific content. This can be either classroom teaching, practical session, field visit etc as specified by the teacher concerned.		

Classroom Procedure – Teaching and Learning Approach

Module 1	Demonstration, one-to-one interaction, Giving practice
Module 2	Demonstration, one-to-one interaction, Giving practice
Module 3	Demonstration, one-to-one interaction, Giving practice, Practice with Kathakali actors
Module 4	Demonstration, one-to-one interaction, Giving practice, Practice <i>Melappadam</i> with vocal and Chenda

Mode of Assessment – Assessment patterns

Continuous Comprehensive Assessment (CCA) : 30 marks

Module 1	Practical evaluation (accuracy of tala, rhythmic balance, clarity of delivering the techniques, pronunciation of syllables, overall performance)
----------	--

Module 2	Practical evaluation (accuracy of tala, rhythmic balance, clarity of delivering the techniques, pronunciation of syllables, overall performance)
Module 3	Practical evaluation (accuracy of tala, rhythmic balance, clarity of delivering the techniques, accompaniment with the Kathakali performers, overall performance)
Module 4	Practical evaluation (accuracy of tala, rhythmic balance, clarity of delivering the techniques, accompaniment with the other artists, overall performance)
Module 5	This content will be evaluated internally.

Semester end Examination : 70 marks

Module 1	Practical evaluation (accuracy of tala, rhythmic balance, clarity of delivering the techniques, pronunciation of syllables, overall performance)
Module 2	Practical evaluation (accuracy of tala, rhythmic balance, clarity of delivering the techniques, pronunciation of syllables, overall performance)
Module 3	Practical evaluation (accuracy of tala, rhythmic balance, clarity of delivering the techniques, accompaniment with the Kathakali performers, overall performance)
Module 4	Practical evaluation (accuracy of tala, rhythmic balance, clarity of delivering the techniques, accompaniment with the other artists, overall performance)



Mahatma Gandhi University Kottayam

Programme	BA (Hons) Kathakali Madhalam						
Course Name	History & Evolution of Kathakali						
Type of Course	DSE						
Course Code	MG3DSEKMD200						
Course Level	200-299						
Course Summary	<p>The course familiarises the student with the history and evolution of Kathakali. A detailed analysis on the different schools of Kathakali and the contribution of various masters in the field.</p>						
Semester	III	Syllabus			Credits	4	Total Hours
Course Details	Learning Approach	Lecture	Tutorial	Practical	Others		
		4	0	0	0	60	
Pre-requisites, if any							

CO	CO Statement	PO	Learning Domain
CO1	Understand the history and evolution of Kathakali	1,2,4,6,10	U
CO2	Differentiate Ramanattam, Krishnanattam and Kathakali	1,2,4,6,10	U, Ap
CO3	Analyze the role of <i>Vettathurajavu</i> , <i>Kottayam Thampuran</i> and Kerala Kalamandalam in the evolution of Kathakali	1,2,4,6,10	An, Ap
CO4	Understand the different schools of Kathakali and differentiate them	1,2,4,6,10	U,Ap
CO5	Summarize the role of different institutions to the development of Kathakali	1,2,4,6,10	An,Ap
CO6	Analyze the contributions of various masters in the field of Kathakali Madhalam	1,2,4,6,10	An,Ap
Remember (K), Understand (U), Apply (A), Analyse (An), Evaluate (E), Create (C), Skill (S), Interest (I) and Appreciation (Ap),			

MGU-UGP (HONOURS)

Units	Content	Hours	CO
Module 1 : History of Kathakali		15	
1.1	Krishnanattam	4	12,
1.2	Ramanattam	4	1,2

1.3	Kathakali	4	1,2
1.4	Current status	3	1
Module 2 : Evolution of Kathakali		15	
2.1	<i>Vettathurajavu</i>	4	1,3
2.2	<i>Kottayam Thampuran</i>	4	1,3
2.3	Kerala Kalamandalam	4	1,3
2.4	<i>Kathakali melam</i>	3	1,3
Module 3 : Different schools in Kathakali		15	
3.1	<i>Kalluvazhi</i>	4	4
3.2	<i>Kaplingadan</i>	4	4
3.3	Institutionalization of Kathakali	4	4
3.4	Kerala Kalamandalam, Kottakkal , PSV Natyasangham, Sadanam Seva Sadan	3	5

Module 4 :Pioneers in Kathakali		15	
4.1	Pattikkamthodi Ravunni Menon	4	6
4.2	Thiruvilvamala Venkicha Swamy	4	6
4.3	Moothamana Keshavan Namboodiri	4	6
4.4	Mundaaya Venkata Krishna Bhagavatar & Vazhenkada Govinda Warrior	3	6
Module 5			
5.1	Teacher specific content. This can be either classroom teaching, practical session, field visit etc as specified by the teacher concerned.		

Syllabus

Classroom Procedure – Teaching and Learning Approach

Module 1	Lecture, Discussions
Module 2	Lecture, Discussions
Module 3	Lecture, Discussions
Module 4	Lecture, Discussions

Mode of Assessment – Assessment patterns

Continuous Comprehensive Assessment (CCA) : 30 marks

Module 1	Written test, Assignment
Module 2	Written test , Assignment
Module 3	Written test, Assignment
Module 4	Written test, Assignment
Module 5	This content will be evaluated internally.

Semester end Examination : 70 marks

Written Examination (Duration: 2hrs)

Part	Question Type	No. of Questions	Marks	Specification
Part A	Short Answer	10 out of 12	10x2 = 20	Answer should be in 50 to 70 words
Part B	Short Essay	6 out of 8	6x5 = 30	Answer should be in 150 to 200 words
Part C	Essay	2 out of 4	2x10 = 20	Answer should be in 300 to 350 words
Total Marks			70	

References

- *Kathakali vesham- Kalamandalam Pathbhanabhan Nair*
- *Attakadha Sahithyam-Aimanam Krishna Kaimal*
- *Kathakaliyile Rasavicharam- Chavara Appukuttan pilla*
- *Krishnanattam- S Krishnakumar*
- *Kalamandalam Charithram-Leela Namboothirippadu*
- *Thiraskarani- Kalamandalam Keshavan*
- *Aalochanamritham- K P Narayana Pisharody*
- *Kaliyarangu- Kalamandalam Pathbhanabhan Nair*
- *Kathakali Thekkan Chitta Aattaprakaram- Kalamandalam Rajashekharan*
- *Kathakali Rasayanam- Dr. Akavoor Narayanan*
- *Unnaivariyarude Nalacharitham Attakadha- Prof.Panmana Ramachandran Nair*
- *Kalluvazhi Chittayude Kavalal- Njayth Balan*
- *Kathakali Sadharanakark- Panayur C Sankarankutty*



MGU-UGP (HONOURS)

Syllabus



Mahatma Gandhi University Kottayam

Programme	BA (Hons) Kathakali Madhalam					
Course Name	Study of different Kelis					
Type of Course	DSC B					
Course Code	MG3DSEKMD202					
Course Level	200-299					
Course Summary	<p>The course familiarises with the <i>Pancharikkoru</i> and <i>Idavattam</i> of <i>Murukiya Keli</i> and also the <i>Chendakeli</i>. It is also having a detailed study of different types of <i>Kelis</i> and the innovative representations in different <i>Kelis</i>.</p>					
Course	III	Credits			4	Total Hours
Course Details	Learning Approach	Lecture	Tutorial	Practical	Others	
		0	3	1	0	75
Pre-requisites, if any						

CO	CO Statement	PO	Learning Domain
CO1	Recall the syllables of <i>Pancharikkoru</i> and <i>Idavattam</i>	1,2,4,5,1 0	K
CO2	Demonstrate <i>Pancharikkoru</i> and <i>Idavattam</i>	1,2,4,5,1 0	A,S
CO3	Understand the structure and presentation of <i>Madhala Keli</i> and <i>Chenda Keli</i>	1,2,4,5,1 0	U
CO4	Analyze the innovative representations of different types of <i>Keli</i>	1,2,4,6,1 0	An
CO5	Understand the different stages in <i>Chenda Keli</i>	1,2,4,6,1 0	U
CO6	Illustrate the <i>Chenda Keli</i> along with Chenda	1,2,4,6,1 0	A,S
<p>Remember (K), Understand (U), Apply (A), Analyse (An), Evaluate (E), Create (C), Skill (S), Interest (I) and Appreciation (Ap),</p>			

Syllabus

Units	Content	Hours	CO
Module 1 : <i>Pancharikkoru</i> (<i>murukiyathu</i>)		25	
1.1	Recitation of syllables	5	1

1.2	Practical study of <i>Pancharikooru</i> - Part 1	10	2
1.3	Practical study of <i>Pancharikooru</i> - Part 2	10	2
Module 2 : <i>Idavattam</i> (practical)		20	
2.1	Recitation of syllables	5	1
2.2	Practical study	10	2
2.3	Thala Practices	5	2
Module 3 : Different types of <i>Keli</i> (Theory)		15	
3.1	<i>Maddhala keli</i>	5	3
3.2	<i>Chenda keli</i>	5	3
3.3	Innovative representation	5	4
Module 4 : <i>Chenda keli</i>		15	
4.1	Practical study- <i>Alangaram, Mugham</i>	5	5,6
4.2	<i>Chembadavattom, Irattivattom, Naalamiratti</i>	5	5

4.3	Practical training with Chenda	5	6
Module 5			
5.1	Teacher specific content. This can be either classroom teaching, practical session, field visit etc as specified by the teacher concerned.		

Classroom Procedure – Teaching and Learning Approach

Module 1	Demonstration, one-to-one interaction, Giving practice
Module 2	Demonstration, one-to-one interaction, Giving practice
Module 3	Lecture, Discussions, Video screening
Module 4	Demonstration, one-to-one interaction, Giving practice, Practice with Chenda

Syllabus

Mode of Assessment – Assessment patterns

Continuous Comprehensive Assessment (CCA) : 30 marks

Note : For Viva - Voce - It's conducted in accordance with the pre prepared set of 5 or more separate questionnaires prepared by the concerned board of examination. Students can pick any one among them which is to be answered

Module 1	Practical evaluation (accuracy of tala, rhythmic balance, clarity of delivering the techniques, pronunciation of syllables, overall performance)
Module 2	Practical evaluation (accuracy of tala, rhythmic balance, clarity of delivering the techniques, pronunciation of syllables, overall performance)
Module 3	Practical evaluation (accuracy of tala, rhythmic balance, clarity of delivering the techniques, accompaniment with the Kathakali performers, overall performance)
Module 4	Viva - Voce
Module 5	This content will be evaluated internally.

Semester end Examination : 70 marks

Note : For MCQ - The questionnaire will be prepared and evaluated by the concerned examination board.

Module 1	Practical evaluation (accuracy of tala, rhythmic balance, clarity of delivering the techniques, pronunciation of syllables, overall performance)
Module 2	Practical evaluation (accuracy of tala, rhythmic balance, clarity of delivering the techniques, pronunciation of syllables, overall performance)
Module 3	MCQ
Module 4	Practical evaluation (accuracy of tala, rhythmic balance, clarity of delivering the techniques, accompaniment with the other artists, overall performance)

References

- *Thalangal Thalavadhyangal- A S N Nambeeshan*
- *Keralathile Kshetravadya Kalakal - K V Rajagopalan Kidavu*



Mahatma Gandhi University Kottayam

Programme	BA (Hons) Kathakali Madhalam					
Course Name	Panchavadyam; Fundamental study (Part I)					
Type of Course	MDC					
Course Code	MG3MDCKMD200					
Course Level	200-299					
Course Summary	<p>The course familiarizes beginner-level students with the ensemble <i>Panchavadyam</i> by introducing the <i>Anchaam kalam</i> of <i>Panchavadyam</i>. The course also covers the history of <i>Panchavadyam</i> along with the contribution of some masters in the field.</p>					
Semester	III	Syllabus Credits			3	Total Hours
Course Details	Learning Approach	Lecture	Tutorial	Practical	Others	
		0	3	0	0	45
Pre-requisites, if any						

CO	CO Statement	PO	Learning Domain
CO1	Understand the basic structure of Panchavadyam	1,2,3,4,5 ,10	U
CO2	Recall the syllables of <i>Anchaam kaalam & Koottikott</i>	1,2,3,4,5 ,10	K
CO3	Demonstrate the <i>Anchaam kaalam & Koottikott</i>	1,2,3,4,5 ,10	A,S
CO4	Understand the history and evolution of <i>Panchavadyam</i>	1,2,3,4,6 ,10	U
CO5	Identify the various instruments used in the ensemble of <i>Panchavadyam</i>	1,2,3,4,6 ,10	K
CO6	Analyze the contributions of various masters in the field of <i>Panchavadyam</i>	1,2,3,4,6 ,10	An, Ap
Remember (K), Understand (U), Apply (A), Analyse (An), Evaluate (E), Create (C), Skill (S), Interest (I) and Appreciation (Ap),			

MGU-UGP (HONOURS)

Syllabus

Units	Content	Hours	CO
Module 1 : <i>Panchavadyam : Anchaam kalam</i>		15	
1.1	Recitation of <i>syllables</i>	5	1,2
1.2	Practical study	5	1,3

1.3	Tala practice	5	1,3
Module 2 : <i>Koottikottu</i>		15	
2.1	Recitation of <i>syllables</i>	5	1,2
2.2	Practical study	5	1,3
2.3	Thala practice (ennam , koottikottu)	5	1,3
Module 3 : <i>Panchavadhyam history</i>		15	
3.1	Origin & evolution of <i>Panchavadyam</i>	5	4
3.2	A study of instruments	5	5
3.3	Contributions of masters (Venkichan Swamy, Annamanada Parameshwara Marar)	5	6
Module 4			
4.1	Teacher specific content. This can be either classroom teaching, practical session, field visit etc as specified by the teacher concerned.		

Classroom Procedure – Teaching and Learning Approach

Module 1	Demonstration, one-to-one interaction, Giving practice
Module 2	Demonstration, one-to-one interaction, Giving practice
Module 3	Lecture, Discussions

Mode of Assessment – Assessment patterns

Continuous Comprehensive Assessment (CCA) : 25 marks

Note : For Viva - Voce - It's conducted in accordance with the pre prepared set of 5 or more separate questionnaires prepared by the concerned board of examination. Students can pick any one among them which is to be answered

Module 1	Practical evaluation (accuracy of tala, rhythmic balance, clarity of delivering the techniques, pronunciation of syllables, overall performance)
Module 2	Practical evaluation (accuracy of tala, rhythmic balance, clarity of delivering the techniques, pronunciation of syllables, overall performance)
Module 3	Viva - Voce
Module 4	This content will be evaluated internally.

Syllabus

Semester end Examination : 50 marks

Note : For MCQ - The questionnaire will be prepared and evaluated by the concerned examination board.

Module 1	Practical evaluation (accuracy of tala, rhythmic balance, clarity of delivering the techniques, pronunciation of syllables, overall performance)
----------	--

Module 2	Practical evaluation (accuracy of tala, rhythmic balance, clarity of delivering the techniques, pronunciation of syllables, overall performance)
Module 3	MCQ

References

- *Thalanga! Thalavadhyanga!- A S N Nambeeshan*
- *Keralathile Kshetravadya Kalaka! - K V Rajagopalan Kidavu*
- *Panchavadyam- Annamanada Parameshwara Marar*



MGU-UGP (HONOURS)

Syllabus



Mahatma Gandhi University Kottayam

Programme	BA (Hons) Kathakali Madhalam					
Course Name	Introduction to Madhalam					
Type of Course	VAC					
Course Code	MG3VACKMD200					
Course Level	200-299					
Course Summary	<p>The course familiarises the student with the history and evolution of Kathakali. The course also covers a study of various art forms where Madhalam is used and the construction techniques of Madhalam.</p>					
Semester	III	Syllabus			Credits	3 Total Hours
Course Details	Learning Approach	Lecture	Tutorial	Practical	Others	
		2	1	0	0	45
Pre-requisites, if any						

CO	CO Statement	PO	Learning Domain
CO1	Understand the history and evolution of Madhalam	1,2,3,5,10	U
CO2	Differentiate the types of Madhalam	1,2,3,5,10	U
CO3	Understand the structure of various art forms where Madhalam is used	1,2,3,5,10	U
CO4	Understand the construction techniques and the materials used in the making of Madhalam	1,2,3,5,10	U
CO5	Analyze the new adaptations used in the construction of Madhalam in modern-days	1,2,3,5,10	An
Remember (K), Understand (U), Apply (A), Analyse (An), Evaluate (E), Create (C), Skill (S), Interest (I) and Appreciation (Ap),			



Units	Content	Hours	CO
Module 1 : <i>Madhalam</i> : a general study		15	
1.1	Mythology	5	1
1.2	History and evolution	5	1
1.3	Types of Madhalam	5	2

Module 2 : Art forms where Maddhalam is used		15	
2.1	<i>Keli, Panchavadhyam</i>	5	3
2.2	Kathakali	5	3
2.3	Krishnanattam	5	3
Module 3 : Maddhalam making		15	
3.1	Techniques of construction	5	4
3.2	Measurements and materials	5	4
3.3	New adaptations in the construction in modern days	5	5
Module 4			
4.1	Teacher specific content. This can be either classroom teaching, practical session, field visit etc as specified by the teacher concerned.		

Classroom Procedure – Teaching and Learning Approach

Module 1	Lecture, Discussion
----------	---------------------

Module 2	Lecture, Discussion
Module 3	Lecture, Discussion

Mode of Assessment – Assessment patterns

Continuous Comprehensive Assessment (CCA) : 25 marks

Module 1	Written test
Module 2	Written test
Module 3	Written test
Module 4	This content will be evaluated internally.

Semester end Examination : 50 marks

Written Examination

MGU-UGP (HONOURS)

Part	Question Type	No. of Questions	Marks	Specification
Part A	Short Answer	5 out of 8	5x2 = 10	Answer should be in 50 to 100 words
Part B	Short Essay	4 out of 6	4x5 = 20	Answer should be in 150 to 200 words
Part C	Essay	2 out of 4	2x10 = 20	Answer should be in 300 to 350 words
Total Marks			50	

References

- *Thalungal Thalavadhyangal- A S N Nambeeshan*
- *Keralathile Kshetravadya Kalakal - K V Rajagopalan Kidavu*
- *Madhalam enna Mangalavadhyam-Kalamandalam Sankara Variyar*
- *Kathakali vesham- Kalamandalam Pathbhanabhan Nair*
- *Attakadha Sahithyam-Aimanam Krishna Kaimal*
- *Kathakaliyile Rasavicharam- Chavara Appukuttan pilla*
- *Krishnanattam- S Krishnakumar*
- *Kalamandalam Charithram-Leela Namboothirippadu*
- *Thiraskarani- Kalamandalam Keshavan*
- *Aalochanamritham- K P Narayana Pisharody*
- *Kaliyarangu- Kalamandalam Pathbhanabhan Nair*
- *Kathakali Thekkan Chitta Aattaprakaram- Kalamandalam Rajashekharan*
- *Kathakali Rasayanam- Dr. Akavoor Narayanan*
- *Unnaivariyarude f Attakadha- Prof.Panmana Ramachandran Nair*
- *Kalluvazhi Chittayude Kavalal- Njayth Balan*
- *Kathakali Sadharanakark- Panayur C Sankarankutty*

MGU-UGP (HONOURS)

Syllabus

SEMESTER IV



MGU-UGP (HONOURS)

Syllabus



Mahatma Gandhi University Kottayam

Programme	BA (Hons) Kathakali Madhalam					
Course Name	<i>Kalashams of female characters in Kathakali (Part I)</i>					
Type of Course	DSC A					
Course Code	MG4DSCKMD200					
Course Level	200-299					
Course Summary	The course familiarises with the <i>Chembadakkooru</i> of <i>Murukiya Keli</i> . The students also get equipped with the play techniques of <i>Kalashams</i> of female characters of Kathakali particularly in talas like <i>Chembata, Triputa, Chemba, Adanta, Chembada Iratti, Panchari</i> and <i>Muriyadanta</i>					
Semester	IV	<i>Syllabus</i> Credits			4	Total Hours
Course Details	Learning Approach	Lecture	Tutorial	Practical	Others	
		0	3	1	0	75
Pre-requisites, if any						

CO	CO Statement	PO	Learning Domain
CO1	Recall the syllables of <i>Chembadakkooru</i>	1,2,4,5,10	K
CO2	Illustrate the <i>Chembadakkooru</i>	1,2,4,5,10	A,S
CO3	Analyze the importance of Madhalam in the acting of female characters in Kathakali	1,2,4,5,10	An, Ap
CO4	Recall the syllables of <i>kalashams</i> of female characters in Kathakali	1,2,4,5,10	K
CO5	Illustrate the <i>kalashams</i> of female characters in Kathakali	1,2,4,5,10	A,S
Remember (K), Understand (U), Apply (A), Analyse (An), Evaluate (E), Create (C), Skill (S), Interest (I) and Appreciation (Ap),			

Units	Content	Hours	CO
Module 1 : <i>Chembakkooru</i>		20	
1.1	Recitation of syllables	5	1
1.2	Practical study of <i>Chembakkooru</i> - Part 1	5	2
1.3	Practical study of <i>Chembakkooru</i> - Part 2	5	2
1.4	Practical study of <i>Chembakkooru</i> - Part 3	5	2

Module 2 : <i>Kalashams</i> of female characters in Kathakali - Part 1		20	
2.1	Recitation of syllables - <i>Kalashams</i> in <i>Chembata</i>	5	3,4
2.2	Practical study - <i>Kalashams</i> in <i>Chembata</i>	5	3,5
2.3	Recitation of syllables - <i>Kalashams</i> in <i>Tripura</i>	5	3,4
2.4	Practical study - <i>Kalashams</i> in <i>Tripura</i>	5	3,5
Module 3 : <i>Kalashams</i> of female characters in Kathakali - Part 2		20	
3.1	Recitation of syllables - <i>Kalashams</i> in <i>Chemba</i>	5	3,4
3.2	Practical study - <i>Kalashams</i> in <i>Chemba</i>	5	3,5
3.3	Recitation of syllables - <i>Kalashams</i> in <i>Adanta</i>	5	3,4
3.4	Practical study - <i>Kalashams</i> in <i>Adanta</i>	5	3,5
Module 4 : <i>Kalashams</i> of female characters in Kathakali - Part 3		15	
4.1	Recitation of syllables - <i>Kalashams</i> in <i>Panchari</i> and <i>Muriyadanta</i>	4	3,4

4.2	Practical study - <i>Kalashams</i> in <i>Panchari</i> and <i>Muriyadanta</i>	4	3,5
4.3	Recitation of syllables - <i>Kalashams</i> in <i>Chembada Iratti</i>	4	3,4
4.4	Practical study - <i>Kalashams</i> in <i>Chembada Iratti</i>	3	3,5
Module 5			
5.1	Teacher specific content. This can be either classroom teaching, practical session, field visit etc as specified by the teacher concerned.		

Classroom Procedure – Teaching and Learning Approach

Module 1	Demonstration, one-to-one interaction, Giving practice
Module 2	Demonstration, one-to-one interaction, Giving practice, Practice with Kathakali actors
Module 3	Demonstration, one-to-one interaction, Giving practice, Practice with Kathakali actors
Module 4	Demonstration, one-to-one interaction, Giving practice, Practice with Kathakali actors

Mode of Assessment – Assessment patterns

Continuous Comprehensive Assessment (CCA) : 30 marks

Module 1	Practical evaluation (accuracy of tala, rhythmic balance, clarity of delivering the techniques, pronunciation of syllables, overall performance)
Module 2	Practical evaluation (accuracy of tala, rhythmic balance, clarity of delivering the techniques, pronunciation of syllables, overall performance)
Module 3	Practical evaluation (accuracy of tala, rhythmic balance, clarity of delivering the techniques, accompaniment with the Kathakali performers, overall performance)
Module 4	Practical evaluation (accuracy of tala, rhythmic balance, clarity of delivering the techniques, pronunciation of syllables, overall performance)
Module 5	This content will be evaluated internally.

Semester end Examination : 70 marks

Syllabus

Module 1	Practical evaluation (accuracy of tala, rhythmic balance, clarity of delivering the techniques, pronunciation of syllables, overall performance)
Module 2	Practical evaluation (accuracy of tala, rhythmic balance, clarity of delivering the techniques, pronunciation of syllables, overall performance)
Module 3	Practical evaluation (accuracy of tala, rhythmic balance, clarity of delivering the techniques, pronunciation of syllables, overall performance)

Module 4	Practical evaluation (accuracy of tala, rhythmic balance, clarity of delivering the techniques, accompaniment with the other artists, overall performance)
----------	--



MGU-UGP (HONOURS)

Syllabus



Mahatma Gandhi University Kottayam

Programme	BA (Hons) Kathakali Madhalam					
Course Name	Structure and performance of <i>Panchavadyam</i>					
Type of Course	DSC A					
Course Code	MG4DSCKMD201					
Course Level	200-299					
Course Summary	The course offers the skill of executing the <i>Anchaam kalam</i> and <i>Naalam kalam</i> of <i>Panchavadyam</i> .					
Semester	IV	Credits			4	Total Hours
Course Details	Learning Approach	Lecture	Tutorial	Practical	Others	
		0	3	1	0	75
Pre-requisites, if any						

CO	CO Statement	PO	Learning Domain
CO1	Recall the syllables of the <i>Anchaam kalam</i> and <i>Naalam kalam</i> in <i>Panchavadyam</i>	1,2,4,5,10	K
CO2	Recall the syllables of the <i>koottikottu</i> in <i>Anchaam kalam</i> and <i>Naalam kalam</i> in <i>Panchavadyam</i>	1,2,4,5,10	K
CO3	Illustrate the <i>Anchaam kalam</i> and <i>Naalam kalam</i> in <i>Panchavadyam</i>	1,2,4,5,10	A,S
CO4	Demonstrate the <i>koottikottu</i> in <i>Anchaam kalam</i> and <i>Naalam kalam</i> in <i>Panchavadyam</i>	1,2,4,5,10	A,S
Remember (K), Understand (U), Apply (A), Analyse (An), Evaluate (E), Create (C), Skill (S), Interest (I) and Appreciation (Ap),			

Units	Content	Hours	CO
Module 1 : <i>Panchavadyam : Anchaam kalam</i>		20	
1.1	Recitation of <i>syllables</i>	5	1
1.2	Practical study	10	3
1.3	Tala practice	5	3
Module 2 : <i>Panchavadyam : Naalam kalam</i>		25	
2.1	Recitation of <i>syllables</i>	10	1

2.2	Practical study	10	3
2.3	Tala practice	5	3
Module 3 : <i>Ancham kalam Koottikottu</i>		15	
3.1	Recitation of <i>syllables</i>	5	2
3.2	Practical study	5	4
3.3	Tala practice (<i>ennam, koottikottu</i>)	5	4
Module 4 : <i>Naalam kalam Koottikottu</i>		15	
4.1	Recitation of <i>syllables</i>	5	2
4.2	Practical study	5	4
4.3	Tala practice (<i>ennam, koottikottu</i>)	5	4
Module 5			
5.1	Teacher specific content. This can be either classroom teaching, practical session, field visit etc as specified by the teacher concerned.		

Classroom Procedure – Teaching and Learning Approach

Module 1	Demonstration, one-to-one interaction, Giving practice
Module 2	Demonstration, one-to-one interaction, Giving practice
Module 3	Demonstration, one-to-one interaction, Giving practice
Module 4	Demonstration, one-to-one interaction, Giving practice


Mode of Assessment – Assessment patterns

Continuous Comprehensive Assessment (CCA) : 30 marks

Module 1	Practical evaluation (accuracy of tala, rhythmic balance, clarity of delivering the techniques, pronunciation of syllables, overall performance)
Module 2	Practical evaluation (accuracy of tala, rhythmic balance, clarity of delivering the techniques, pronunciation of syllables, overall performance)
Module 3	Practical evaluation (accuracy of tala, rhythmic balance, clarity of delivering the techniques, accompaniment with the Kathakali performers, overall performance)
Module 4	Practical evaluation (accuracy of tala, rhythmic balance, clarity of delivering the techniques, pronunciation of syllables, overall performance)
Module 5	This content will be evaluated internally.

Semester end Examination : 70 marks

Module 1	Practical evaluation (accuracy of tala, rhythmic balance, clarity of delivering the techniques, pronunciation of syllables, overall performance)
Module 2	Practical evaluation (accuracy of tala, rhythmic balance, clarity of delivering the techniques, pronunciation of syllables, overall performance)
Module 3	Practical evaluation (accuracy of tala, rhythmic balance, clarity of delivering the techniques, pronunciation of syllables, overall performance)
Module 4	Practical evaluation (accuracy of tala, rhythmic balance, clarity of delivering the techniques, accompaniment with the other artists, overall performance)



MGU-UGP (HONOURS)

Syllabus



Mahatma Gandhi University Kottayam

Programme	BA (Hons) Kathakali Madhalam					
Course Name	Major female characters of Kathakali					
Type of Course	DSE					
Course Code	MG4DSEKMD200					
Course Level	200-299					
Course Summary	The course familiarises the student with the major female characters in Kathakali whose execution is majorly accompanied by Madhalam.					
Semester	IV	Syllabus Credits			4	Total Hours
Course Details	Learning Approach	Lecture	Tutorial	Practical	Others	
		4	0	0	0	60
Pre-requisites, if any						

CO	CO Statement	PO	Learning Domain
CO1	Understand the storyline and Attakadha of major plays having prominent female characters	1,2,4,6,1 0	U, Ap
CO2	Analyze the performance structure of the plays	1,2,4,6,1 0	An
CO3	Understand the concept and plot of " <i>en kanava kandalum</i> "	1,2,4,6,1 0	U, Ap
CO4	Understand the concept and plot of " <i>lokathibha kantha</i> "	1,2,4,6,1 0	U, Ap
CO5	Understand the concept and plot of " <i>sasimukhi</i> "	1,2,4,6,1 0	U, Ap
CO6	Understand the concept and plot of " <i>paripahimam</i> "	1,2,4,6,1 0	U, Ap
<p>Remember (K), Understand (U), Apply (A), Analyse (An), Evaluate (E), Create (C), Skill (S), Interest (I) and Appreciation (Ap),</p>			

MGU-UGP (HONOURS)

Syllabus

Units	Content	Hours	CO
Module 1 : <i>Kalyanasouganthikam-Panchali</i>		15	
1.1	Storyline and characters	5	1
1.2	<i>Attakadhaa</i> and performance structure	5	2

1.3	Concept and plot-" <i>en kanava kandalum</i> "	5	3
Module 2 : <i>Dhakshayagam-Sathi</i>		15	
2.1	Storyline and characters	5	1
2.2	<i>Attakadhaa</i> and performance structure	5	2
2.3	Concept and plot-" <i>lokathibha kantha</i> "	5	4
Module 3 : <i>Keechakavadham-Sairandri, Sudheshna</i>		15	
3.1	Storyline and characters	5	1
3.2	<i>Attakadhaa</i> and performance structure	5	2
3.3	Concept and plot-" <i>sasimukhi</i> "	5	5
Module 4 : <i>Dhuryodhanavadham- Panchali</i>		15	
4.1	Storyline and characters	5	1
4.2	<i>Attakadhaa</i> and performance structure	5	2
4.3	Concept and plot-" <i>paripahimam</i> "	5	6

Module 5			
5.1	Teacher specific content. This can be either classroom teaching, practical session, field visit etc as specified by the teacher concerned.		

Classroom Procedure – Teaching and Learning Approach

Module 1	Lecture, Discussions
Module 2	Lecture, Discussions
Module 3	Lecture, Discussions
Module 4	Lecture, Discussions

Mode of Assessment – Assessment patterns

Continuous Comprehensive Assessment (CCA) : 30 marks

Module 1	Written test, Assignment
Module 2	Written test , Assignment
Module 3	Written test, Assignment
Module 4	Written test, Assignment
Module 5	This content will be evaluated internally.

Semester end Examination : 70 marks

Written Examination (Duration: 2hrs)

Part	Question Type	No. of Questions	Marks	Specification
Part A	Short Answer	10 out of 12	10x2 = 20	Answer should be in 50 to 70 words
Part B	Short Essay	6 out of 8	6x5 = 30	Answer should be in 150 to 200 words
Part C	Essay	2 out of 4	2x10 = 20	Answer should be in 300 to 350 words
Total Marks			70	

References

- *Cholliyattam 1 - Kalamandalam Padhmanabhan Nair*
- *Cholliyattam 2 - Kalamandalam Padhmanabhan N*

MGU-UGP (HONOURS)

Syllabus



Mahatma Gandhi University Kottayam

Programme	BA (Hons) Kathakali Madhalam					
Course Name	Kadhakali Maddhalam and Keli					
Type of Course	DSC C					
Course Code	MG4DSEMD202					
Course Level	200-299					
Course Summary	The course familiarizes the students with the <i>Adanthakooru</i> of <i>Murukiya keli</i> and also studies to accompany <i>Purappadu (Vadakkan)</i> in Madhalam. They are also introduced to the art forms where Madhalam is used and the major musical instruments typical to Kerala.					
Semester	IV	Credits			4	Total Hours
Course Details	Learnin g Approac h	Lecture	Tutorial	Practical	Others	
		0	3	1	0	75
Pre-requisites, if any						

CO	CO Statement	PO	Learning Domain
CO1	Recall the syllables of <i>Adanthakkooru</i>	1,2,4,5,1 0	K
CO2	Demonstrate <i>Adanthakkooru</i>	1,2,4,5,1 0	A,S
CO3	Understand the structure and presentation of <i>Purappad (Vadakkan)</i>	1,2,4,5,1 0	U
CO4	Illustrate <i>Purappad (Vadakkan)</i>	1,2,4,5,1 0	A,S
CO5	Understand broadly the various musical instruments of Kerala	1,2,4,6,1 0	U, Ap
CO6	Understand the history, evolution and performance structure of various art forms where Madhalam is used	1,2,4,6,1 0	U, Ap
<p>Remember (K), Understand (U), Apply (A), Analyse (An), Evaluate (E), Create (C), Skill (S), Interest (I) and Appreciation (Ap),</p>			

MGU-UGP (HONOURS)

Units	Content	Hours	CO
Module 1 : <i>Adanthakkooru (Murukiythu)</i>		20	
1.1	Recitation of syllables	10	1
1.2	Practical study of <i>Adanthakkooru</i> - Part 1	5	2

1.3	Practical study of <i>Adanthakkooru</i> - Part 2	5	2
Module 2 : <i>Purappad (Vadakkan)</i>		20	
2.1	Recitation of syllables	10	3,4
2.2	Practical study (<i>Purappad Vadakkan</i>)	5	4
2.3	Practical training in Kathakali <i>kalari</i> (<i>Purappad Vadakkan</i>)	5	4
Module 3 : Instruments of Kerala		15	
3.1	Chenda & Idakka	5	5
3.2	Thimila & Mizhavu	5	5
3.3	Ilathalam, Kombu & Kuzhal	5	5
Module 4 : Art forms where Maddhalam is used		20	
4.1	Keli, Panchavadhyam	10	6
4.2	Kathakali	5	6
4.3	Krishnanattam	5	6

Module 5			
5.1	Teacher specific content. This can be either classroom teaching, practical session, field visit etc as specified by the teacher concerned.		

Classroom Procedure – Teaching and Learning Approach

Module 1	Demonstration, one-to-one interaction, Giving practice
Module 2	Demonstration, one-to-one interaction, Giving practice, Practice with Kathakali actors
Module 3	Lecture, Discussions, Video screening
Module 4	Lecture, Discussions

Mode of Assessment – Assessment patterns (HONOURS)

Continuous Comprehensive Assessment (CCA) : 30 marks

Note : For Viva - Voce - It's conducted in accordance with the pre prepared set of 5 or more separate questionnaires prepared by the concerned board of examination. Students can pick any one among them which is to be answered

Module 1	Practical evaluation (accuracy of tala, rhythmic balance, clarity of delivering the techniques, pronunciation of syllables, overall performance)
----------	--

Module 2	Practical evaluation (accuracy of tala, rhythmic balance, clarity of delivering the techniques, pronunciation of syllables, overall performance)
Module 3	Viva - Voce
Module 4	Viva - Voce
Module 5	This content will be evaluated internally.

Semester end Examination : 70 marks

Note : For MCQ - The questionnaire will be prepared and evaluated by the concerned examination board.

Module 1	Practical evaluation (accuracy of tala, rhythmic balance, clarity of delivering the techniques, pronunciation of syllables, overall performance)
Module 2	MCQ
Module 3	MCQ
Module 4	Practical evaluation (accuracy of tala, rhythmic balance, clarity of delivering the techniques, accompaniment with the other artists, overall performance)

References

- *Keralathile Kshetravadya Kalakal - K V Rajagopalan Kidavu*
- *Keraleeya melakala - P S Warrior*
- *Krishnanaattam - S Krishnakumar*
- *Kerala Vadhyakala Aaswadhanavum Apagradhanavum: Mulamkunnathukavu Theyyadi Raman Nambiar*

Syllabus



Mahatma Gandhi University

Kottayam

Programme						
Course Name	Keli - Fundamental study					
Type of Course	SEC					
Course Code	MG4SECKMD200					
Course Level	200-299					
Course Summary	The course familiarises the student with the <i>Alankarakai, Mugham, Chembadavattam, Koottikott, Moonam vattam</i> and <i>Murukiya nila</i> of <i>Murukiya Keli</i> .					
Semester	IV	Credits			3	Total Hours
Course Details	Learning Approach	Lecture	Tutorial	Practical	Others	
		0	3	0	0	45
Pre-requisites, if any						

CO	CO Statement	PO	Learning Domain
CO1	Recall the syllables of <i>Alankarakai & Mugham</i>	1,2,3,,5,1 0	K
CO2	Demonstrate <i>Alankarakai & Mugham</i>	1,2,3,4,5, 10	A,S
CO3	Recall the syllables of <i>Chembadavattam & Koottikott</i>	1,2,3,4,5, 10	K
CO4	Demonstrate <i>Chembadavattam & Koottikott</i>	1,2,3,4,5, 10	A,S
CO5	Recall the syllables of <i>Moonam vattam & Murukiya nila</i>	1,2,3,4,5, 10	K
CO6	Demonstrate <i>Moonam vattam & Murukiya nila</i>	1,2,3,4,5, 10	A,S
Remember (K), Understand (U), Apply (A), Analyse (An), Evaluate (E), Create (C), Skill (S), Interest (I) and Appreciation (Ap),			

MGU-UGP (HONOURS)

Units	Content	Hours	CO
Syllabus			
Module 1 : <i>Alankarakai, Mugham</i>		15	
1.1	Recitation of syllables	5	1
1.2	Practical study	10	2
Module 2 : <i>Chembadavattam, Koottikottu</i>		15	

2.1	Recitation of syllables	5	3
2.2	Practical study	10	4
Module 3 : <i>Moonam vattam, Murukiya nila</i>		15	
3.1	Recitation of syllables	5	5
3.2	Practical study	10	6
Module 4			
4.1	Teacher specific content. This can be either classroom teaching, practical session, field visit etc as specified by the teacher concerned.		

Classroom Procedure – Teaching and Learning Approach

Module 1	Demonstration, one-to-one interaction, Giving practice
Module 2	Demonstration, one-to-one interaction, Giving practice
Module 3	Demonstration, one-to-one interaction, Giving practice

Mode of Assessment – Assessment patterns

Continuous Comprehensive Assessment (CCA) : 25 marks

Module 1	Practical evaluation (accuracy of tala, rhythmic balance, clarity of delivering the techniques, pronunciation of syllables, overall performance)
Module 2	Practical evaluation (accuracy of tala, rhythmic balance, clarity of delivering the techniques, pronunciation of syllables, overall performance)
Module 3	Practical evaluation (accuracy of tala, rhythmic balance, clarity of delivering the techniques, accompaniment with the Kathakali performers, overall performance)
Module 4	This content will be evaluated internally.

Semester end Examination : 50 marks

Module 1	Practical evaluation (accuracy of tala, rhythmic balance, clarity of delivering the techniques, pronunciation of syllables, overall performance)
Module 2	Practical evaluation (accuracy of tala, rhythmic balance, clarity of delivering the techniques, pronunciation of syllables, overall performance)
Module 3	Practical evaluation (accuracy of tala, rhythmic balance, clarity of delivering the techniques, accompaniment with the Kathakali performers, overall performance)

Syllabus



Mahatma Gandhi University Kottayam

Programme						
Course Name	Fundamental study of Madhalam					
Type of Course	VAC					
Course Code	MG4VACKMD200					
Course Level	200-299					
Course Summary	The course covers the fundamentals of Madhalam and the <i>Ancham kalam</i> of <i>Panchavadyam</i> . It also deals with the contributions of Madhalam maestros Thiruvilwamala Venkicha Swamy and Kalamandalam Appukutty Pothuval.					
Semester	IV	Credits			3	Total Hours
Course Details	Learning Approach	Lecture	Tutorial	Practical	Others	
		0	3	0	0	45
CO	CO Statement				PO	Learning Domain
CO1	Recall the syllables of <i>Paadakaikal & Ganapathykai</i>				1,2,3,4,5,1 0	K

CO2	Demonstrate <i>Paadakaikal & Ganapathykai</i>	1,2,3,4,5,1 0	A,S
CO3	Recall the syllables of <i>Panchavadyam - Anchaam kalam</i>	1,2,3,4,5,1 0	K
CO4	Demonstrate <i>Panchavadyam - Anchaam kalam</i>	1,2,3,4,5,1 0	A,S
CO5	Analyze the contributions of Thiruvilwamala Venkicha Swamy and Kalamandalam Appukutty Pothuval	1,2,3,4,6,1 0	An
Remember (K), Understand (U), Apply (A), Analyse (An), Evaluate (E), Create (C), Skill (S), Interest (I) and Appreciation (Ap),			

Units	Content	Hours	CO
Module 1 : <i>Paadakaikal, Ganapathykai</i>		15	
1.1	Recitation of syllables	5	1
1.2	Practical study	10	2
Module 2 : <i>Panchavadyam - Anchaam kalam</i>		15	
2.1	Recitation of syllables	5	3
2.2	Practical study	10	4
Module 3 : Masters and their contributions		15	

3.1	Thiruvilwamala Venkicha Swamy	5	5
3.2	Kalamandalam Appukutty Pothuval	10	5
Module 4			
4.1	Teacher specific content. This can be either classroom teaching, practical session, field visit etc as specified by the teacher concerned.		

Classroom Procedure – Teaching and Learning Approach

Module 1	Demonstration, one-to-one interaction, Giving practice
Module 2	Demonstration, one-to-one interaction, Giving practice
Module 3	Lecture, Discussion

Mode of Assessment – Assessment patterns

Continuous Comprehensive Assessment (CCA) : 30 marks

Note : For Viva - Voce - It's conducted in accordance with the pre prepared set of 5 or more separate questionnaires prepared by the concerned board of examination. Students can pick any one among them which is to be answered

Module 1	Practical evaluation (accuracy of tala, rhythmic balance, clarity of delivering the techniques, pronunciation of syllables, overall performance)
----------	--

Module 2	Practical evaluation (accuracy of tala, rhythmic balance, clarity of delivering the techniques, pronunciation of syllables, overall performance)
Module 3	Viva - Voce
Module 4	This content will be evaluated internally.

Semester end Examination : 70 marks

Note : For MCQ - The questionnaire will be prepared and evaluated by the concerned examination board.

Module 1	Practical evaluation (accuracy of tala, rhythmic balance, clarity of delivering the techniques, pronunciation of syllables, overall performance)
Module 2	Practical evaluation (accuracy of tala, rhythmic balance, clarity of delivering the techniques, accompaniment with the other artists, overall performance)
Module 3	MCQ

MGU-UGP (HONOURS)

Syllabus

SEMESTER V



MGU-UGP (HONOURS)

Syllabus



Mahatma Gandhi University Kottayam

Programme	BA (Hons) Kathakali Madhalam						
Course Name	<i>Kalashams of female characters in Kathakali (Part II)</i>						
Type of Course	DSC A						
Course Code	MG5DSCKMD300						
Course Level	300-399						
Course Summary	The students are trained in the playing technique <i>Iratti Kalashams</i> of various female characters in Kathakali. They also get trained in <i>Thiranokk, Vattam vachu kalasham, Pathinja kalasham</i> and <i>Irattikal</i> .						
Semester	V	<i>Syllabus</i>			Credits	4	Total Hours
Course Details	Learning Approach	Lecture	Tutorial	Practical	Others		
		0	3	1	0		75
Pre-requisites, if any							

CO	CO Statement	PO	Learning Domain
----	--------------	----	-----------------

CO1	Understand the performance structure of the character - <i>Narakasuravadham - Lalitha</i>	1,2,4,5,10	U, Ap
CO2	Understand the performance structure of the character - <i>Kirmeeravadham - Lalitha</i>	1,2,4,5,10	U, Ap
CO3	Understand the performance structure of the character - <i>Bakavadham - Lalitha</i>	1,2,4,5,10	U, Ap
CO4	Demonstrate the various <i>kalashams</i> from these stories	1,2,4,5,10	A,S
CO5	Illustrate <i>Thiranokk, Vattam vachu kalasham, Pathinja kalasham</i> & <i>Irattikal</i>	1,2,4,5,10	A,S
Remember (K), Understand (U), Apply (A), Analyse (An), Evaluate (E), Create (C), Skill (S), Interest (I) and Appreciation (Ap),			

Units	Content	Hours	CO
Module 1 : <i>Narakasuravadham - Lalitha</i>		20	
1.1	Recitation of syllables	5	1
1.2	<i>Kalasham - Iratti</i> ; Practical study	5	4
1.3	Performance structure of the character	5	1
1.4	Training in the <i>cholliyatta kalari</i>	5	5
Module 2 : <i>Kirmeeravadham - Lalitha</i>		20	

2.1	Recitation of syllables	5	2
2.2	<i>Kalasham - Iratti</i> ; Practical study	5	4
2.3	Performance structure of the character	5	2
2.4	Training in the <i>cholliyatta kalari</i>	5	5
Module 3 : <i>Bakavadham - Lalitha</i>		20	
3.1	Recitation of syllables	5	3
3.2	<i>Kalasham - Iratti</i> ; Practical study	5	4
3.3	Performance structure of the character	5	3
3.4	Training in the <i>cholliyatta kalari</i>	5	5
Module 4 : Training along with Chenda		15	
4.1	<i>Thiranokk</i>	5	5
4.2	<i>Vattam vachu kalasham</i>	5	5

4.3	<i>Pathinja kalasham, Irattikal</i>	5	5
Module 5			
5.1	Teacher specific content. This can be either classroom teaching, practical session, field visit etc as specified by the teacher concerned.		

Classroom Procedure – Teaching and Learning Approach

Module 1	Demonstration, one-to-one interaction, Giving practice, Practice with Kathakali actors
Module 2	Demonstration, one-to-one interaction, Giving practice, Practice with Kathakali actors
Module 3	Demonstration, one-to-one interaction, Giving practice, Practice with Kathakali actors
Module 4	Demonstration, one-to-one interaction, Giving practice, Practice with Kathakali actors

Mode of Assessment – Assessment patterns

Continuous Comprehensive Assessment (CCA) : 30 marks

Module 1	Practical evaluation (accuracy of tala, rhythmic balance, clarity of delivering the techniques, pronunciation of syllables, overall performance)
----------	--

Module 2	Practical evaluation (accuracy of tala, rhythmic balance, clarity of delivering the techniques, pronunciation of syllables, overall performance)
Module 3	Practical evaluation (accuracy of tala, rhythmic balance, clarity of delivering the techniques, accompaniment with the Kathakali performers, overall performance)
Module 4	Practical evaluation (accuracy of tala, rhythmic balance, clarity of delivering the techniques, accompaniment with the other artists, overall performance)
Module 5	This content will be evaluated internally.

Semester end Examination : 70 marks

Module 1	Practical evaluation (accuracy of tala, rhythmic balance, clarity of delivering the techniques, pronunciation of syllables, overall performance)
Module 2	Practical evaluation (accuracy of tala, rhythmic balance, clarity of delivering the techniques, pronunciation of syllables, overall performance)
Module 3	Practical evaluation (accuracy of tala, rhythmic balance, clarity of delivering the techniques, accompaniment with the Kathakali performers, overall performance)
Module 4	Practical evaluation (accuracy of tala, rhythmic balance, clarity of delivering the techniques, accompaniment with the other artists, overall performance)



Mahatma Gandhi University

Kottayam

Programme	BA (Hons) Kathakali Madhalam					
Course Name	<i>Keli ; Pathikalam</i>					
Type of Course	DSC A					
Course Code	MG5DSCKMD301					
Course Level	300-399					
Course Summary	The course familiarises the student with the execution of <i>Keli (Pathikalam)</i> .					
Semester	V	MGU-UGP (HONOURS)			4	Total Hours
Course Details	Learning Approach	Lecture	Tutorial	Practical	Others	
		0	3	1	0	75
Pre-requisites, if any						

CO	CO Statement	PO	Learning Domain
----	--------------	----	-----------------

CO1	Recall the syllables of <i>Pathikalam</i>	1,2,4,5,10	K
CO2	Understand the performance structure of <i>Pathikalam</i>	1,2,4,5,10	U
CO3	Demonstrate <i>Pathikalam</i>	1,2,4,5,10	A,S
Remember (K), Understand (U), Apply (A), Analyse (An), Evaluate (E), Create (C), Skill (S), Interest (I) and Appreciation (Ap),			

Units	Content	Hours	CO
Module 1 : <i>Pathikalam</i> - Part 1		15	
1.1	Recitation of syllables	5	1
1.2	Practical study	5	3
1.3	Performance structure	5	2
Module 2 : <i>Pathikalam</i> - Part 2		20	
2.1	Recitation of syllables	10	1
2.2	Practical study	5	3
2.3	Performance structure	5	2
Module 3 : <i>Pathikalam</i> - Part 3		20	

3.1	Recitation of syllables	10	1
3.2	Practical study	5	3
3.3	Performance structure	5	2
Module 4 : <i>Pathikalam</i> - Part 4		20	
4.1	Recitation of syllables	10	1
4.2	Practical study	5	3
4.3	Performance structure	5	2
Module 5			
5.1	Teacher specific content. This can be either classroom teaching, practical session, field visit etc as specified by the teacher concerned.		

Classroom Procedure – Teaching and Learning Approach

Module 1	Demonstration, one-to-one interaction, Giving practice
Module 2	Demonstration, one-to-one interaction, Giving practice

Module 3	Demonstration, one-to-one interaction, Giving practice
Module 4	Demonstration, one-to-one interaction, Giving practice

Mode of Assessment – Assessment patterns

Continuous Comprehensive Assessment (CCA) : 30 marks

Module 1	Practical evaluation (accuracy of tala, rhythmic balance, clarity of delivering the techniques, pronunciation of syllables, overall performance)
Module 2	Practical evaluation (accuracy of tala, rhythmic balance, clarity of delivering the techniques, pronunciation of syllables, overall performance)
Module 3	Practical evaluation (accuracy of tala, rhythmic balance, clarity of delivering the techniques, accompaniment with the Kathakali performers, overall performance)
Module 4	Practical evaluation (accuracy of tala, rhythmic balance, clarity of delivering the techniques, accompaniment with the other artists, overall performance)
Module 5	This content will be evaluated internally.

Semester end Examination : 70 marks

Module 1	Practical evaluation (accuracy of tala, rhythmic balance, clarity of delivering the techniques, pronunciation of syllables, overall performance)
Module 2	Practical evaluation (accuracy of tala, rhythmic balance, clarity of delivering the techniques, pronunciation of syllables, overall performance)
Module 3	Practical evaluation (accuracy of tala, rhythmic balance, clarity of delivering the techniques, accompaniment with the Kathakali performers, overall performance)

Module 4	Practical evaluation (accuracy of tala, rhythmic balance, clarity of delivering the techniques, accompaniment with the other artists, overall performance)
----------	--



MGU-UGP (HONOURS)

Syllabus



Mahatma Gandhi University Kottayam

Programme	BA (Hons) Kathakali Madhalam					
Course Name	<i>Panchavadyam Study (Part II)</i>					
Type of Course	DSC A					
Course Code	MG5DSCCKMD302					
Course Level	300-399					
Course Summary	The course familiarises the student with the execution of different stages of <i>Panchavadyam (Moonnam Kalam)</i> .					
Semester	V	Credits			4	Total Hours
Course Details	Learning Approach	Lecture	Tutorial	Practical	Others	
		0	3	1	0	75
Pre-requisites, if any						
CO	CO Statement				PO	Learning Domain

CO1	Recall the syllables of various stages of <i>Panchavadyam</i> (<i>Moonnam kalam</i>)	1,2,4,5,1 0	K
CO2	Understand the performance structure of various stages of <i>Panchavadyam</i> (<i>Moonnam kalam</i>)	1,2,4,5,1 0	U
CO3	Demonstrate various stages of <i>Panchavadyam</i> (<i>Moonnam kalam</i>)	1,2,4,5,1 0	A,S
CO4	Illustrate the tala patterns of various stages of <i>Panchavadyam</i> (<i>Moonnam kalam</i>)	1,2,4,5,1 0	A,S
Remember (K), Understand (U), Apply (A), Analyse (An), Evaluate (E), Create (C), Skill (S), Interest (I) and Appreciation (Ap),			

Units	Content	Hours	CO
Module 1 : <i>Mugham to Koottiperukkal</i> (<i>Moonnam kalam</i>)		20	
1.1	Recitation of syllables	5	1
1.2	Practical study	5	3
1.3	Performance structure	5	2
1.4	Tala practice	5	4
Module 2 : <i>Ennam to Kalasham</i> (<i>Moonnam kalam</i>)		20	

2.1	Recitation of syllables	5	1
2.2	Practical study	5	3
2.3	Performance structure	5	2
2.4	Tala practice	5	4
Module 3 : <i>Theerkalashams (Moonnam kalam)</i>		20	
3.1	Recitation of syllables	5	1
3.2	Practical study	5	3
3.3	Performance structure	5	2
3.4	Tala practice	5	4
Module 4 : <i>Koottikottu (Moonnam kalam)</i>		15	
4.1	Recitation of syllables	4	1
4.2	Practical study	4	3

4.3	Performance structure	4	2
4.4	Tala practice	3	4
Module 5			
5.1	Teacher specific content. This can be either classroom teaching, practical session, field visit etc as specified by the teacher concerned.		

Classroom Procedure – Teaching and Learning Approach

Module 1	Demonstration, one-to-one interaction, Giving practice
Module 2	Demonstration, one-to-one interaction, Giving practice
Module 3	Demonstration, one-to-one interaction, Giving practice
Module 4	Demonstration, one-to-one interaction, Giving practice

Mode of Assessment – Assessment patterns

Continuous Comprehensive Assessment (CCA) : 30 marks

Module 1	Practical evaluation (accuracy of tala, rhythmic balance, clarity of delivering the techniques, pronunciation of syllables, overall performance)
----------	--

Module 2	Practical evaluation (accuracy of tala, rhythmic balance, clarity of delivering the techniques, pronunciation of syllables, overall performance)
Module 3	Practical evaluation (accuracy of tala, rhythmic balance, clarity of delivering the techniques, accompaniment with the Kathakali performers, overall performance)
Module 4	Practical evaluation (accuracy of tala, rhythmic balance, clarity of delivering the techniques, accompaniment with the other artists, overall performance)
Module 5	This content will be evaluated internally.

Semester end Examination : 70 marks

Module 1	Practical evaluation (accuracy of tala, rhythmic balance, clarity of delivering the techniques, pronunciation of syllables, overall performance)
Module 2	Practical evaluation (accuracy of tala, rhythmic balance, clarity of delivering the techniques, pronunciation of syllables, overall performance)
Module 3	Practical evaluation (accuracy of tala, rhythmic balance, clarity of delivering the techniques, accompaniment with the Kathakali performers, overall performance)
Module 4	Practical evaluation (accuracy of tala, rhythmic balance, clarity of delivering the techniques, accompaniment with the other artists, overall performance)



Mahatma Gandhi University Kottayam

Programme	BA (Hons) Kathakali Madhalam						
Course Name	Aesthetics of Kathakali						
Type of Course	DSE						
Course Code	MG5DSEKMD300						
Course Level	300-399						
Course Summary	The course deals with a detailed study of <i>Chathurvedhabhianya</i> , various techniques of abhinaya, different character categories of Kathakali and the application of various instruments native to Kerala,						
Semester	V	Syllabus			Credits	4	Total Hours
Course Details	Learning Approach	Lecture	Tutorial	Practical	Others	60	
		4	0	0	0		
Pre-requisites, if any							

CO	CO Statement	PO	Learning Domain
----	--------------	----	-----------------

CO1	Understand the concept of <i>Chathurvidhabhianya</i>	1,2,4,6,10	U, Ap
CO2	Differentiate the four categories of abhinaya	1,2,4,6,10	U, Ap
CO3	Understand the five different types of characters in Kathakali	1,2,4,6,10	U, Ap
CO4	Understand the concepts of Bhava and Rasa	1,2,4,6,10	U, Ap
CO5	Differentiate the concepts of two dharmis	1,2,4,6,10	U, Ap
CO6	Analyze the application of various instruments in Kathakali melam	1,2,4,6,10	An, Ap
Remember (K), Understand (U), Apply (A), Analyse (An), Evaluate (E), Create (C), Skill (S), Interest (I) and Appreciation (Ap),			

Units	Content	Hours	CO
Module 1 : <i>Chathurvidhabhianya</i>		15	
1.1	<i>Angikam</i>	4	1,2
1.2	<i>Vachikam</i>	4	1,2
1.3	<i>Aharyam</i>	4	1,2
1.4	<i>Sattvikam</i>	3	1,2
Module 2 : Characters		15	
2.1	<i>Pacha</i>	4	3

2.2	<i>Kathi</i>	4	3
2.3	<i>Kari</i>	4	3
2.4	<i>Thadi, Minukk</i>	3	3
Module 3 : Techniques of abhinaya		15	
3.1	Bhavas	4	4
3.2	Navarasas	4	4
3.3	Natyadharmi	4	5
3.4	Lokadharmi	3	5
Module 4 :Application of instruments		15	
4.1	Chenda, Valamthala	4	6
4.2	Madhalam	4	6
4.3	Idakka	4	6
4.4	Chengila, Ilathalam	3	6

Module 5			
5.1	Teacher specific content. This can be either classroom teaching, practical session, field visit etc as specified by the teacher concerned.		

Classroom Procedure – Teaching and Learning Approach

Module 1	Lecture, Discussions
Module 2	Lecture, Discussions
Module 3	Lecture, Discussions
Module 4	Lecture, Discussions, Video screening

Mode of Assessment – Assessment patterns

Continuous Comprehensive Assessment (CCA) : 30 marks

Module 1	Written test, Assignment
Module 2	Written test , Assignment
Module 3	Written test, Assignment
Module 4	Written test, Assignment
Module 5	This content will be evaluated internally.

Semester end Examination : 70 marks

Written Examination (Duration: 2hrs)

Part	Question Type	No. of Questions	Marks	Specification
Part A	Short Answer	10 out of 12	10x2 = 20	Answer should be in 50 to 70 words
Part B	Short Essay	6 out of 8	6x5 = 30	Answer should be in 150 to 200 words
Part C	Essay	2 out of 4	2x10 = 20	Answer should be in 300 to 350 words
Total Marks			70	

References

- *Kathakali Rangam : KPS Menon*
- *Kathakalipravesika : Prof Vattapparambil Gopinadhappilla*
- *Kathakali Rasayanam : Akavoor Narayanan*
- *Kathakalimudra : Dr R Sreekumar*
- *Kathakalippadhangal : Vellinezhi Achuthankutty*

Syllabus



Mahatma Gandhi University Kottayam

Programme	BA (Hons) Kathakali Madhalam					
Course Name	Authors of Attakadhas and Pioneers of Kathakali					
Type of Course	DSE					
Course Code	MGDSEKMD301					
Course Level	300-399					
Course Summary	The course give a detailed study on the contribution of authors of major <i>Attakadhas</i> and various masters in the field of Kathakali.					
Semester	V	Credits				Total Hours
Course Details	Learning Approach	Lecture	Tutorial	Practical	Others	
		4	0	0	0	60
Pre-requisites, if any						

CO	CO Statement	PO	Learning Domain
----	--------------	----	-----------------

CO1	Analyze the works of Kottarakkara Thampuran & Kottayam Thampuran	1,2,4,6,10	An, Ap
CO2	Analyze the works of Irayimman Thampi & Unnayi Warriar	1,2,4,6,10	An, Ap
CO3	Analyze the works of Vayaska Aryan Mooss & Aswathi Tirunal Ramavarma	1,2,4,6,10	An, Ap
CO4	Analyze the works of Karthika Tirunal Ramavarma & Mali Madhavan Nair	1,2,4,6,10	An, Ap
CO5	Analyze the contributions of Kalamandalam Appukutti Pothuval & Kalamandalam Krishnankutti Pothuval	1,2,4,6,10	An, Ap
CO6	Analyze the contributions of Kalamandalam Ramankutti Nair, Kalamandalam Krishnan Nair, Kalamandalam Neelakandan Nambeeshan & Unnikrishna Kurup	1,2,4,6,10	An, Ap
CO7	Analyze the contributions of Kalamandalam Narayanan Nambeeshan Kalamandalam Narayanan Nair & Cheruppulasri Sivan	1,2,4,6,10	An, Ap
CO8	Analyze the contributions of Kalamandalam Madambi Subrahmanian Namboodiri & Kalamandalam Unnikrishnan	1,2,4,6,10	An, Ap

Remember (K), Understand (U), Apply (A), Analyse (An), Evaluate (E), Create (C), Skill (S), Interest (I) and Appreciation (Ap).

Units	Content	Hours	CO
	Module 1 : Authors of <i>Attakadhas</i> - Part 1	15	

1.1	Kottarakkara Thampuran	4	1
1.2	Kottayam Thampuran	4	1
1.3	Irayimman Thampi	4	2
1.4	Unnayi Warriar	3	2
Module 2 : Authors of <i>Attakadhas</i> - Part 2		15	
2.1	Vayaska Aryan Mooss	4	3
2.2	Aswathi Tirunal Ramavarma	4	3
2.3	Karthika Tirunal Ramavarma	4	4
2.4	Mali Madhavan Nair	3	4
Module 3 : Masters - Part 1		15	
3.1	Kalamandalam Appukutti Pothuval	4	5
3.2	Kalamandalam Krishnankutti Pothuval	4	5

3.3	Kalamandalam Ramankutti Nair, Kalamandalam Krishnan Nair, Kalamandalam Pathbhanabhan Nair	4	6
3.4	Kalamandalam Neelakandan Nambeeshan, Unnikrishna Kurup	3	6
Module 4 :Masters - Part 2		15	
4.1	Kalamandalam Narayanan Nambeeshan, Kalamandalam Narayanan Nair	4	7
4.2	Cheruppulassri Sivan	4	7
4.3	Kalamandalam Gopi	4	8
4.4	Kalamandalam Madambi Subrahmanian Namboodiri, Kalamandalam Unnikrishnan	3	8
Module 5			
5.1	Teacher specific content. This can be either classroom teaching, practical session, field visit etc as specified by the teacher concerned.		

Classroom Procedure – Teaching and Learning Approach

Module 1	Lecture, Discussions
----------	----------------------

Module 2	Lecture, Discussions
Module 3	Lecture, Discussions
Module 4	Lecture, Discussions

Mode of Assessment – Assessment patterns

Continuous Comprehensive Assessment (CCA) : 30 marks

Module 1	Written test, Assignment
Module 2	Written test , Assignment
Module 3	Written test, Assignment
Module 4	Written test, Assignment
Module 5	This content will be evaluated internally.

Semester end Examination : 70 marks

Written Examination (Duration: 2hrs)

Part	Question Type	No. of Questions	Marks	Specification
Part A	Short Answer	10 out of 12	10x2 = 20	Answer should be in 50 to 70 words
Part B	Short Essay	6 out of 8	6x5 = 30	Answer should be in 150 to 200 words
Part C	Essay	2 out of 4	2x10 = 20	Answer should be in 300 to 350 words
Total Marks			70	

References

- *Ente jeevitham arangilum aniyarayilum: Kalamandalam Krishnan Nair*
- *Ormayile Pachakal: Kalamandalam Gopi*
- *Kaliyarangu: Kalamandalam pathbhanabhan nair*
- *Thiranottam: Kalamandalam Ramankutty Nair*
- *Shouryagunam : Biography of Kalamandalam Krishnan Na*



MGU-UGP (HONOURS)

Syllabus



Mahatma Gandhi University Kottayam

Programme	BA (Hons) Kathakali Madhalam					
Course Name	Improvisations in <i>Panchavadyam</i>					
Type of Course	SEC					
Course Code	MG5SECKMD300					
Course Level	300-399					
Course Summary	The course familiarises the student with the execution of <i>Moonnam Kalam</i> , <i>Naalam Kalam</i> and <i>Anchaam Kalam</i> of <i>Panchavadyam</i> in various improvisations.					
Semester	V	Credits			3	Total Hours
Course Details	Learning Approach	Lecture	Tutorial	Practical	Others	
		0	3	0	0	45
Pre-requisites, if any						

CO	CO Statement	PO	Learning Domain
----	--------------	----	-----------------

CO1	Recall the syllables of various improvisations in <i>ennam, iratti & koottikottu</i> of <i>Panchavadyam (Moonnam Kalam)</i>	1,2,3,4,5, 10	K
CO2	Illustrate the various improvisations in <i>ennam, iratti & koottikottu</i> of <i>Panchavadyam (Moonnam Kalam)</i>	1,2,3,4,5, 10	A,S
CO3	Recall the syllables of various improvisations in <i>ennam, iratti & koottikottu</i> of <i>Panchavadyam (Naalam Kalam)</i>	1,2,3,4,5, 10	K
CO4	Illustrate the various improvisations in <i>ennam, iratti & koottikottu</i> of <i>Panchavadyam (Naalam Kalam)</i>	1,2,3,4,5, 10	A,S
CO5	Recall the syllables of various improvisations in <i>ennam, iratti & koottikottu</i> of <i>Panchavadyam (Anchaam Kalam)</i>	1,2,3,4,5, 10	K
CO6	Illustrate the various improvisations in <i>ennam, iratti & koottikottu</i> of <i>Panchavadyam (Anchaam Kalam)</i>	1,2,3,4,5, 10	A,S
Remember (K), Understand (U), Apply (A), Analyse (An), Evaluate (E), Create (C), Skill (S), Interest (I) and Appreciation (Ap),			



Units	Content	Hours	CO
Module 1 : <i>Moonnam Kalam</i>		15	
1.1	Recitation of syllables	5	1
1.2	Practical study : <i>ennam, iratti, koottikottu</i> (improvisations)	10	2
Module 2 : <i>Naalam Kalam</i>		15	
2.1	Recitation of syllables	5	3

2.2	Practical study : <i>ennam, iratti, koottikottu</i> (improvisations)	10	4
Module 3 : <i>Anchaam Kalam</i>		15	
3.1	Recitation of syllables	5	5
3.2	Practical study : <i>ennam, iratti, koottikottu</i> (improvisations)	10	6
Module 4			
4.1	Teacher specific content. This can be either classroom teaching, practical session, field visit etc as specified by the teacher concerned.		

Classroom Procedure – Teaching and Learning Approach

Module 1	Demonstration, one-to-one interaction, Giving practice
Module 2	Demonstration, one-to-one interaction, Giving practice
Module 3	Demonstration, one-to-one interaction, Giving practice
Module 4	This content will be evaluated internally.

Mode of Assessment – Assessment patterns

Continuous Comprehensive Assessment (CCA) : 25 marks

Module 1	Practical evaluation (accuracy of tala, rhythmic balance, clarity of delivering the techniques, pronunciation of syllables, overall performance)
Module 2	Practical evaluation (accuracy of tala, rhythmic balance, clarity of delivering the techniques, pronunciation of syllables, overall performance)
Module 3	Practical evaluation (accuracy of tala, rhythmic balance, clarity of delivering the techniques, pronunciation of syllables, overall performance)

Semester end Examination : 50 marks

Module 1	Practical evaluation (accuracy of tala, rhythmic balance, clarity of delivering the techniques, pronunciation of syllables, overall performance)
Module 2	Practical evaluation (accuracy of tala, rhythmic balance, clarity of delivering the techniques, pronunciation of syllables, overall performance)
Module 3	Practical evaluation (accuracy of tala, rhythmic balance, clarity of delivering the techniques, pronunciation of syllables, overall performance)

MGU-UGP (HONOURS)

Syllabus

SEMESTER VI



MGU-UGP (HONOURS)

Syllabus



Mahatma Gandhi University Kottayam

Programme	B.A (Hons.) Madhalam						
Course Name	Study of <i>Pathinja Adanthakooru</i>						
Type of Course	DSC A						
Course Code	MG6DSCKMD300						
Course Level	300-399						
Course Summary	The course familiarises the student with the execution of <i>Adanthakooru</i> of <i>Keli (Pathikalam)</i> .						
Semester	VI	Syllabus			Credits	4	Total Hours
Course Details	Learning Approach	Lecture	Tutorial	Practical	Others		
		0	3	1	0	75	
Pre-requisites, if any							

CO	CO Statement	PO	Learning Domain
CO1	Understand the structural progression of <i>Adanthakkooru</i>	1,2,4,5,10	U
CO2	Recall the syllables of <i>Adanthakkooru</i>	1,2,4,5,10	K
CO3	Illustrate the <i>Adanthakkooru</i>	1,2,4,5,10	A,S

Remember (K), Understand (U), Apply (A), Analyse (An), Evaluate (E), Create (C), Skill (S), Interest (I) and Appreciation (Ap).

Units	Content	Hours	CO
Module 1 : <i>Adanthakkooru</i> - Part 1		15	
1.1	Recitation of syllables	5	2
1.2	Practical study	5	3
1.3	Performance structure	5	1
Module 2 : <i>Adanthakkooru</i> - Part 2		20	
2.1	Recitation of syllables	5	2
2.2	Practical study	10	3
2.3	Performance structure	5	1

Module 3 : <i>Adanthakkooru</i> - Part 3		20	
3.1	Recitation of syllables	5	2
3.2	Practical study	10	3
3.3	Performance structure	5	1
Module 4 : <i>Adanthakkooru</i> - Part 4		20	
4.1	Recitation of syllables	5	2
4.2	Practical study	10	3
4.3	Performance structure	5	1
Module 5			
5.1	Teacher specific content. This can be either classroom teaching, practical session, field visit etc as specified by the teacher concerned.		

Classroom Procedure – Teaching and Learning Approach

Module 1	Demonstration, one-to-one interaction, Giving practice
Module 2	Demonstration, one-to-one interaction, Giving practice
Module 3	Demonstration, one-to-one interaction, Giving practice
Module 4	Demonstration, one-to-one interaction, Giving practice


Mode of Assessment – Assessment patterns

Continuous Comprehensive Assessment (CCA) : 30 marks

Module 1	Practical evaluation (accuracy of tala, rhythmic balance, clarity of delivering the techniques, pronunciation of syllables, overall performance)
Module 2	Practical evaluation (accuracy of tala, rhythmic balance, clarity of delivering the techniques, pronunciation of syllables, overall performance)
Module 3	Practical evaluation (accuracy of tala, rhythmic balance, clarity of delivering the techniques, accompaniment with the Kathakali performers, overall performance)
Module 4	Practical evaluation (accuracy of tala, rhythmic balance, clarity of delivering the techniques, accompaniment with the other artists, overall performance)
Module 5	This content will be evaluated internally.

Semester end Examination : 70 marks

Module 1	Practical evaluation (accuracy of tala, rhythmic balance, clarity of delivering the techniques, pronunciation of syllables, overall performance)
Module 2	Practical evaluation (accuracy of tala, rhythmic balance, clarity of delivering the techniques, pronunciation of syllables, overall performance)
Module 3	Practical evaluation (accuracy of tala, rhythmic balance, clarity of delivering the techniques, accompaniment with the Kathakali performers, overall performance)
Module 4	Practical evaluation (accuracy of tala, rhythmic balance, clarity of delivering the techniques, accompaniment with the other artists, overall performance)



MGU-UGP (HONOURS)

Syllabus



Mahatma Gandhi University Kottayam

Programme	BA (Hons) Kathakali Madhalam						
Course Name	Study of <i>Kalashams in Kathakali</i>						
Type of Course	DSE						
Course Code	MG6DSEKMD300						
Course Level	300-399						
Course Summary	The course familiarises the student with the various <i>kalashams</i> in Kathakali and particularly with <i>Urvashi</i> in <i>Kalakeyavadham</i> , the entry pattern of various characters in Kathakali and execute them in a performance.						
Semester	VI	Syllabus			Credits	4	Total Hours
Course Details	Learning Approach	Lecture	Tutorial	Practical	Others		
		0	4	0	0		60
Pre-requisites, if any							

CO	CO Statement	PO	Learning Domain
----	--------------	----	-----------------

CO1	Understand the various <i>kalashams</i> in Kathakali and particularly with <i>Urvashi</i> in <i>Kalakeyavadham</i> and execute them in Kathakali performance	1,2,4,5,10	U, A,S
CO2	Understand the different entries of various characters and execute the same in a Kathakali performance	1,2,4,5,10	U, A,S
CO3	Illustrating <i>kalashams</i> in different talas	1,2,4,5,10	A,S
Remember (K), Understand (U), Apply (A), Analyse (An), Evaluate (E), Create (C), Skill (S), Interest (I) and Appreciation (Ap),			

Units	Content	Hours	CO
Module 1 : “ <i>Kidataka-dhim-tam</i> ” - <i>Pathinjath (Kalakeyavadham-Urvashi)</i>		15	
1.1	Tala practice	5	1
1.2	Practical study	5	1
1.3	Training in Kathakali kalari	5	1
Module 2 : <i>Kalasham & Iratti (Kalakeyavadham- Urvashi)</i>		15	
2.1	Tala practice	5	1
2.2	Practical study	5	1

2.3	Training in Kathakali kalari	5	1
Module 3 : Character entry (Male and Female)		15	
3.1	"Kidataka-dhim-tam" - Pathinjath	5	2
3.2	"Kida-dhim-tam" , Irattivattom	5	2
3.3	Sari Nrittam	5	2
3.4	Eduthu kalasham	5	2
Module 4 :Kalasham (Pathinja irattikal)		15	
4.1	Chembada	5	3
4.2	Chemda	5	3
4.3	Adanta	5	3
4.4	Kittitharam, Idatharam irattikal	5	3
Module 5			

5.1	Teacher specific content. This can be either classroom teaching, practical session, field visit etc as specified by the teacher concerned.		
-----	--	--	--

Classroom Procedure – Teaching and Learning Approach

Module 1	Demonstration, one-to-one interaction, Giving practice
Module 2	Demonstration, one-to-one interaction, Giving practice
Module 3	Demonstration, one-to-one interaction, Giving practice
Module 4	Demonstration, one-to-one interaction, Giving practice

Mode of Assessment – Assessment patterns

Continuous Comprehensive Assessment (CCA) : 30 marks

Module 1	Practical evaluation (accuracy of tala, rhythmic balance, clarity of delivering the techniques, pronunciation of syllables, overall performance)
Module 2	Practical evaluation (accuracy of tala, rhythmic balance, clarity of delivering the techniques, pronunciation of syllables, overall performance)
Module 3	Practical evaluation (accuracy of tala, rhythmic balance, clarity of delivering the techniques, accompaniment with the Kathakali performers, overall performance)
Module 4	Practical evaluation (accuracy of tala, rhythmic balance, clarity of delivering the techniques, accompaniment with the other artists, overall performance)

Module 5	This content will be evaluated internally.
----------	--

Semester end Examination : 70 marks

Module 1	Practical evaluation (accuracy of tala, rhythmic balance, clarity of delivering the techniques, pronunciation of syllables, overall performance)
Module 2	Practical evaluation (accuracy of tala, rhythmic balance, clarity of delivering the techniques, pronunciation of syllables, overall performance)
Module 3	Practical evaluation (accuracy of tala, rhythmic balance, clarity of delivering the techniques, accompaniment with the Kathakali performers, overall performance)
Module 4	Practical evaluation (accuracy of tala, rhythmic balance, clarity of delivering the techniques, accompaniment with the other artists, overall performance)



MGU-UGP (HONOURS)

Syllabus



Mahatma Gandhi University Kottayam

Programme	BA (Hons) Kathakali Madhalam					
Course Name	Improvisation in Kathakali					
Type of Course	DSE					
Course Code	MG6DSEKMD301					
Course Level	300-399					
Course Summary	The course familiarises the study with the concept of <i>Ilakiyattam</i> by introducing famous <i>Ilakiyattams</i> from major stories. The course also give a detailed study on the <i>Attakadhas</i> of Kottayam Tampuran and <i>Poothanamoksham</i> .					
Semester	VI	Syllabus			Credits	Total Hours
Course Details	Learning Approach	Lecture	Tutorial	Practical	Others	
		4	0	0	0	60
Pre-requisites, if any						

CO	CO Statement	PO	Learning Domain
----	--------------	----	-----------------

CO1	Understand the concept of <i>Ilakiyattam</i> in Kathakali	1,2,4,6,1 0	U
CO2	Understand the structure of <i>Ilakiyattam</i> of major characters in various <i>Attakadhas</i>	1,2,4,6,1 0	U
CO3	Analyze the importance of <i>Kottayam Attakadhas</i> in Kathakali	1,2,4,6,1 0	An
CO4	Understand the storyline and structural progression of the <i>Kottayam Attakadhas</i>	1,2,4,6,1 0	U
CO5	Understand the storyline and structural progression of the <i>Attakadha, Poothanamoksham</i>	1,2,4,6,1 0	U
CO6	Understand the structure of <i>Ilakiyattam</i> in <i>Poothanamoksham</i>	1,2,4,6,1 0	U
Remember (K), Understand (U), Apply (A), Analyse (An), Evaluate (E), Create (C), Skill (S), Interest (I) and Appreciation (Ap).			



Units	Content	Hours	
Module 1 : <i>Ilakiyattam</i> - Part 1		15	
1.1	<i>Kalyanasougandhikam - Bheeman : Vanavarnana</i>	4	1,2
1.2	<i>Bakavadham - Bheeman : Vanavarnana</i>	4	1,2
1.3	<i>Kalyanasougandhikam - Hanuman : Shabdavarnana</i>	4	1,2

1.4	<i>Narakasuravadham - Narakasuran : Shabdavarnana</i>	3	1,2
Module 2 : <i>Ilakiyattam - Part 2</i>		15	
2.1	<i>Kalakeyavadham - Arjuna : Swargavarnana</i>	4	1,2
2.2	<i>Thoranayudham - Hanuman : Samudravarnana</i>	4	1,2
2.3	<i>Keechakavadham - Keechakan : Soundaryavarnana</i>	4	1,2
2.4	<i>Utharaswayamvaram - Duryodhanan : Udyaanavarnana</i>	3	1,2
Module 3 : <i>Kottayam Attakadhas - Familiarisation</i>		15	
3.1	<i>Bakavadham</i>	4	3,4
3.2	<i>Kirmeeravadham</i>	4	3,4
3.3	<i>Kalyanasougandhikam</i>	4	3,4
3.4	<i>Kalakeyavadham</i>	3	3,4
Module 4 : <i>Poathanamoksham</i>		15	
4.1	Familiarization of story	4	5

4.2	Performance structure	4	5
4.3	Literature	4	5
4.4	<i>Ilakiyattam</i>	3	6
Module 5			
5.1	Teacher specific content. This can be either classroom teaching, practical session, field visit etc as specified by the teacher concerned.		

Classroom Procedure – Teaching and Learning Approach

Module 1	Lecture, Discussions, Video presentation
Module 2	Lecture, Discussions, Video presentation
Module 3	Lecture, Discussions, Video presentation
Module 4	Lecture, Discussions, Video presentation

Mode of Assessment – Assessment patterns

Continuous Comprehensive Assessment (CCA) : 30 marks

Module 1	Written test, Assignment
Module 2	Written test , Assignment

Module 3	Written test, Assignment
Module 4	Written test, Assignment
Module 5	This content will be evaluated internally.

Semester end Examination : 70 marks

Written Examination (Duration: 2hrs)

Part	Question Type	No. of Questions	Marks	Specification
Part A	Short Answer	10 out of 12	10x2 = 20	Answer should be in 50 to 70 words
Part B	Short Essay	6 out of 8	6x5 = 30	Answer should be in 150 to 200 words
Part C	Essay	2 out of 4	2x10 = 20	Answer should be in 300 to 350 words
Total Marks			70	

References

- *Cholliyattam - Kalamandalam Padhmanabhan Nair*
- *Kathakali Rasaayanam - Dr Akavoor Narayanan*
- *Kathakalipadhangaal - Vellinezhi Achuthankutty*
- *Attakadhasaram - Kalamandalam Padmanabhan Nair*
- *Kadakaliyile Manodharmangaal - Chavara Appukuttan Pillai*
- *Kadhakali Thekkanchitta Attaprakaram - Kalamandalam Rajasekharan*
- *Attakadha Sahithyam - Prof Aimanam Krishna Kaimal*
- *Kottayath Thampurante Attakadhakali - Kalamandalam Krishnan Nair*



Mahatma Gandhi University Kottayam

Programme	BA (Hons) Kathakali Madhalam						
Course Name	Artforms and Institutions in Kerala						
Type of Course	DSE						
Course Code	MG6DSEKMD302						
Course Level	300-399						
Course Summary	The course gives a detailed study of various categories of art forms native to Kerala, specifically Performing arts, Ensembles, Ritualistic arts. The course also deals with the role of major institutions of Kathakali in Kerala.						
Semester	VI	<i>Syllabus</i>			Credits	4	Total Hours
Course Details	Learning Approach	Lecture	Tutorial	Practical	Others		
		4	0	0	0	60	
Pre-requisites, if any							

CO	CO Statement	PO	Learning Domain
CO1	Understand the history, structure of performance and relevance of various performing arts of Kerala	1,2,4,6,10	U, Ap
CO2	Understand the structure of performance of the different ensembles of Kerala	1,2,4,6,10	U, Ap
CO3	Understand the history, structure of performance and relevance of various ritualistic arts of Kerala	1,2,4,6,10	U, Ap
CO4	Analyze the contribution of various institutions in Kerala towards the promotion of arts, particularly Kathakali	1,2,4,6,10	An, Ap
Remember (K), Understand (U), Apply (A), Analyse (An), Evaluate (E), Create (C), Skill (S), Interest (I) and Appreciation (Ap).			

Units	Content	Hours	CO
Module 1 : Performing Arts		15	
1.1	Koodiyattam	4	1
1.2	Thullal	4	1
1.3	Mohiniyattam	4	1
1.4	Krishnanattam	3	1
Module 2 : Ensembles		15	

2.1	Thayambaka	4	2
2.2	Pancharimelam	4	2
2.3	Pandimelam	4	2
2.4	Panchavadyam	3	2
Module 3 : Ritualistic Art forms		15	
3.1	Theyyam, Padayni	4	3
3.2	Mudiyettu	4	3
3.3	Ayyappan Theyattu	4	3
3.4	Kalamezhuthu pattu	3	3
Module 4 :Famous Institutions in Kerala		15	
4.1	Kerala Kalamandalam	4	4
4.2	PSV Natyasangham Kottakkal, Gandhi Seva Saadanam	4	4

4.3	Unnayi Warriar Smaraka Kalanilayam,	4	4
4.4	Report writing,	3	4
Module 5			
5.1	Teacher specific content. This can be either classroom teaching, practical session, field visit etc as specified by the teacher concerned.		

Classroom Procedure – Teaching and Learning Approach

Module 1	Lecture, Discussions, Video screening
Module 2	Lecture, Discussions, Video screening
Module 3	Lecture, Discussions, Video screening
Module 4	Lecture, Discussions, Video screening

Mode of Assessment – Assessment patterns

Continuous Comprehensive Assessment (CCA) : 30 marks

Module 1	Written test, Assignment
Module 2	Written test , Assignment
Module 3	Written test, Assignment
Module 4	Written test, Assignment
Module 5	This content will be evaluated internally.

Semester end Examination : 70 marks

Written Examination (Duration: 2hrs)

Part	Question Type	No. of Questions	Marks	Specification
Part A	Short Answer	10 out of 12	10x2 = 20	Answer should be in 50 to 70 words
Part B	Short Essay	6 out of 8	6x5 = 30	Answer should be in 150 to 200 words
Part C	Essay	2 out of 4	2x10 = 20	Answer should be in 300 to 350 words
Total Marks			70	

References

- *Deepasthambham Mahascharyam - Kalamandalam S P Mohana Krishnan*
- *Koodiyattam - Prof R Sreekumar*
- *Kutiyattam; The Heritage Theatre of India - Sudha Gopalakrishnan*
- *Mohiniyattam Charithravum Attaprakaravum - Kalamandalam Kalyanikutty Amma*
- *Krishnanattam - S Krishnakumar*
- *Mudiyettu Kavu Nadakam - Dr R Sreekumar*
- *Ayyappan Theeyattu - Raman Nambiar*

- *Vadakkan Peruma - Dr A K Nambiar*
- *Padayani - Dr Darshana M S*
- *Padayaniyude Jeevathalam - Kadammanitta Vasudevan Pillai*
- *Kallatta Kuruppanmarude Kalamezhuthu Pattu - Dr Babu Mundekkad*
- *A Hereditary Art of Kerala; Kalamezhuthu - Dr M V Vishnu Namboodiri*
- *Thalanganal Thalavadhyangal- A S N Nambeeshan*
- *Keralathile Kshetravadya Kalakal - K V Rajagopalan Kidavu*
- *Kerala Kalamandala Charithram - Leela Namboodirippadu*
- *Keraleeya melakala - P S War*



MGU-UGP (HONOURS)

Syllabus



Mahatma Gandhi University Kottayam

Programme	BA (Hons) Kathakali Madhalam					
Course Name	Improvisations in <i>Melapadam</i> and <i>Keli</i>					
Type of Course	SEC					
Course Code	MG6SECKMD300					
Course Level	300-399					
Course Summary	The course familiarises the student with the execution of <i>Chembadavattam</i> and <i>Idavattam</i> of <i>Keli</i> and also <i>Melappadam</i> of Kathakali in various improvisations.					
Semester	VI	Credits			3	Total Hours
Course Details	Learning Approach	Lecture	Tutorial	Practical	Others	
		0	2	1	0	60
Pre-requisites, if any						

CO	CO Statement	PO	Learning Domain
CO1	Recall the syllables of various improvisations of <i>Chembadavattam</i>	1,2,3,4,5,10	K
CO2	Demonstrate various improvisations of <i>Chembadavattam</i>	1,2,3,4,5,10	A,S
CO3	Recall the syllables of various improvisations of <i>Idavattam</i>	1,2,3,4,5,10	K
CO4	Demonstrate various improvisations of <i>Idavattam</i>	1,2,3,4,5,10	A,S
CO5	Recall the syllables of various improvisations of <i>Melappadam</i>	1,2,3,4,5,10	K
CO6	Demonstrate various improvisations of <i>Melappadam</i>	1,2,3,4,5,10	A,S
<p>Remember (K), Understand (U), Apply (A), Analyse (An), Evaluate (E), Create (C), Skill (S), Interest (I) and Appreciation (Ap),</p>			

Syllabus

Units	Content	Hours	CO
Module 1 : <i>Chembadavattam</i>		20	
1.1	Recitation of syllables	10	1
1.2	Practical study (Improvisations)	10	2

Module 2 : <i>Idavattam</i>		20	
2.1	Recitation of syllables	10	3
2.2	Practical study (Improvisations)	10	4
Module 3 : <i>Melappadam</i>		20	
3.1	Recitation of syllables	10	5
3.2	Practical study (Improvisations)	10	6
Module 4			
4.1	Teacher specific content. This can be either classroom teaching, practical session, field visit etc as specified by the teacher concerned.		

Syllabus

Classroom Procedure – Teaching and Learning Approach

Module 1	Demonstration, one-to-one interaction, Giving practice
Module 2	Demonstration, one-to-one interaction, Giving practice
Module 3	Demonstration, one-to-one interaction, Giving practice

Mode of Assessment – Assessment patterns

Continuous Comprehensive Assessment (CCA) : 30 marks

Module 1	Practical evaluation (accuracy of tala, rhythmic balance, clarity of delivering the techniques, pronunciation of syllables, overall performance)
Module 2	Practical evaluation (accuracy of tala, rhythmic balance, clarity of delivering the techniques, pronunciation of syllables, overall performance)
Module 3	Practical evaluation (accuracy of tala, rhythmic balance, clarity of delivering the techniques, accompaniment with the Kathakali performers, overall performance)
Module 4	Practical evaluation (accuracy of tala, rhythmic balance, clarity of delivering the techniques, accompaniment with the other artists, overall performance)
Module 5	This content will be evaluated internally.

Semester end Examination : 70 marks

Module 1	Practical evaluation (accuracy of tala, rhythmic balance, clarity of delivering the techniques, pronunciation of syllables, overall performance)
Module 2	Practical evaluation (accuracy of tala, rhythmic balance, clarity of delivering the techniques, pronunciation of syllables, overall performance)
Module 3	Practical evaluation (accuracy of tala, rhythmic balance, clarity of delivering the techniques, accompaniment with the Kathakali performers, overall performance)
Module 4	Practical evaluation (accuracy of tala, rhythmic balance, clarity of delivering the techniques, accompaniment with the other artists, overall performance)



Mahatma Gandhi University Kottayam

Programme	BA (Hons) Kathakali Madhalam					
Course Name	Specific techniques of <i>Thekkan Kalari</i>					
Type of Course	VAC					
Course Code	MG6VACKMD300					
Course Level	300-399					
Course Summary	The course familiarises the student with various specific techniques of the <i>Thekkan kalari</i> of Kathakali.					
Semester	VI	Credits			3	Total Hours
Course Details	Learning Approach	Lecture	Tutorial	Practical	Others	
		0	2	1	0	60
Pre-requisites, if any						

CO	CO Statement	PO	Learning Domain
CO1	Illustrate <i>Ashtakalasham</i>	1,2,3,4,5, 10	A,S
CO2	Demonstrate <i>Ashtakalasham</i> in a Kathakali performance	1,2,3,4,5, 10	A,S
CO3	Illustrate <i>Keki (Narakasuravadham)</i>	1,2,3,4,5, 10	A,S
CO4	Demonstrate <i>Keki (Narakasuravadham)</i> in a Kathakali performance	1,2,3,4,5, 10	A,S
CO5	Illustrate <i>Jarasandhan - Padam & Ilakiyattam (Rajasooyam Thekkan)</i>	1,2,3,4,5, 10	A,S
CO 6	Demonstrate <i>Jarasandhan - Padam & Ilakiyattam (Rajasooyam Thekkan)</i> in a Kathakali performance	1,2,3,4,5, 10	A,S
Remember (K), Understand (U), Apply (A), Analyse (An), Evaluate (E), Create (C), Skill (S), Interest (I) and Appreciation (Ap),			

MGU-UGP (HONOURS)

Syllabus

Units	Content	Hours	CO
Module 1 : <i>Ashtakalasham</i>		20	
1.1	Practical study	10	1
1.2	Training with Chenda and Kathakali actors	10	2

Module 2 : <i>Keki (Narakasuravadham)</i>		20	
2.1	Practical study	10	3
2.2	Training with Chenda and Kathakali actors	10	4
Module 3 : <i>Jarasandhan - Padam & Ilakiyattam (Rajasooyam Thekkan)</i>		20	
3.1	Practical study	10	5
3.2	Training with Chenda and Kathakali actors	10	6
Module 4			
4.1	Teacher specific content. This can be either classroom teaching, practical session, field visit etc as specified by the teacher concerned.		

Syllabus

Classroom Procedure – Teaching and Learning Approach

Module 1	Demonstration, one-to-one interaction, Giving practice, Practice with Kathakali actors
Module 2	Demonstration, one-to-one interaction, Giving practice, Practice with Kathakali actors
Module 3	Demonstration, one-to-one interaction, Giving practice, Practice with Kathakali actors

Mode of Assessment – Assessment patterns

Continuous Comprehensive Assessment (CCA) : 25 marks

Semester end Examination : 50 marks

Module 1	Practical evaluation (accuracy of tala, rhythmic balance, clarity of delivering the techniques, accompaniment with the Kathakali performers, overall performance)
Module 2	Practical evaluation (accuracy of tala, rhythmic balance, clarity of delivering the techniques, accompaniment with the Kathakali performers, overall performance)
Module 3	Practical evaluation (accuracy of tala, rhythmic balance, clarity of delivering the techniques, accompaniment with the Kathakali performers, overall performance)
Module 4	This content will be evaluated internally.

Module 1	Practical evaluation (accuracy of tala, rhythmic balance, clarity of delivering the techniques, accompaniment with the Kathakali performers, overall performance)
Module 2	Practical evaluation (accuracy of tala, rhythmic balance, clarity of delivering the techniques, accompaniment with the Kathakali performers, overall performance)
Module 3	Practical evaluation (accuracy of tala, rhythmic balance, clarity of delivering the techniques, accompaniment with the Kathakali performers, overall performance)



MGU-UGP (HONOURS)

Syllabus

SEMESTER VII



MGU-UGP (HONOURS)

Syllabus



Mahatma Gandhi University Kottayam

Programme	BA (Hons) Kathakali Madhalam					
Course Name	Study of <i>Pathinja Pancharikooru</i>					
Type of Course	DCC					
Course Code	MG7DCCKMD400					
Course Level	400-499					
Course Summary	The course introduces the <i>Pathinja Pancharikoru</i> to the students.					
Semester	VII	MGU-UGP (HONOURS) Credits			4	Total Hours
Course Details	Learning Approach	Lecture	Tutorial	Practical	Others	
		0	3	1	0	75
Pre-requisites, if any						

CO	CO Statement	PO	Learning Domain
CO1	Recall the syllables of <i>Pancharikooru Pathinjath</i>	1,2,4,5,1 0	K
CO2	Illustrate <i>Pancharikooru Pathinjath</i>	1,2,4,5,1 0	A,S
CO3	Analyze the structural progression of <i>Pancharikooru Pathinjath</i>	1,2,4,5,1 0	An
CO4	Demonstrate the <i>Pancharikooru Pathinjath</i> within the performance structure	1,2,4,5,1 0	A,S
CO5	Apply the <i>Pancharikooru Pathinjath</i> in the performance of Keli	1,2,4,5,1 0	A,S

Remember (K), Understand (U), Apply (A), Analyse (An), Evaluate (E), Create (C), Skill (S), Interest (I) and Appreciation (Ap).



MGU-UGP (HONOURS)

Units	Content	Hours	CO
Module 1 : <i>Pancharikooru Pathinjath</i> : Part 1		15	
1.1	Recitation of syllables	5	1
1.2	Practical study	5	2,5
1.3	Performance structure - practice	5	3,4

Module 2 : <i>Pancharikooru Pathinjath</i> : Part 2		20	
2.1	Recitation of syllables	5	1
2.2	Practical study	10	2,5
2.3	Performance structure - practice	5	3,4
Module 3 : <i>Pancharikooru Pathinjath</i> : Part 3		20	
3.1	Recitation of syllables	5	1
3.2	Practical study	10	2,5
3.3	Performance structure - practice	5	3,4
Module 4 : <i>Pancharikooru Pathinjath</i> : Part 4		20	
4.1	Recitation of syllables	5	1
4.2	Practical study	10	2,5
4.3	Performance structure - practice	5	3,4
Module 5			

5.1	Teacher specific content. This can be either classroom teaching, practical session, field visit etc as specified by the teacher concerned.		
-----	--	--	--

Classroom Procedure – Teaching and Learning Approach

Module 1	Demonstration, one-to-one interaction, Giving practice
Module 2	Demonstration, one-to-one interaction, Giving practice
Module 3	Demonstration, one-to-one interaction, Giving practice
Module 4	Demonstration, one-to-one interaction, Giving practice

Mode of Assessment – Assessment patterns

Continuous Comprehensive Assessment (CCA) : 30 marks

Module 1	Practical evaluation (accuracy of tala, rhythmic balance, clarity of delivering the techniques, pronunciation of syllables, overall performance)
Module 2	Practical evaluation (accuracy of tala, rhythmic balance, clarity of delivering the techniques, pronunciation of syllables, overall performance)
Module 3	Practical evaluation (accuracy of tala, rhythmic balance, clarity of delivering the techniques, accompaniment with the Kathakali performers, overall performance)
Module 4	Practical evaluation (accuracy of tala, rhythmic balance, clarity of delivering the techniques, accompaniment with the other artists, overall performance)

Module 5	This content will be evaluated internally.
----------	--

Semester end Examination : 70 marks

Module 1	Practical evaluation (accuracy of tala, rhythmic balance, clarity of delivering the techniques, pronunciation of syllables, overall performance)
Module 2	Practical evaluation (accuracy of tala, rhythmic balance, clarity of delivering the techniques, pronunciation of syllables, overall performance)
Module 3	Practical evaluation (accuracy of tala, rhythmic balance, clarity of delivering the techniques, accompaniment with the Kathakali performers, overall performance)
Module 4	Practical evaluation (accuracy of tala, rhythmic balance, clarity of delivering the techniques, accompaniment with the other artists, overall performance)



MGU-UGP (HONOURS)

Syllabus



Mahatma Gandhi University Kottayam

Programme	BA (Hons) Kathakali Madhalam					
Course Name	Research Methodology					
Type of Course	DCC					
Course Code	MG7DCCKMD401					
Course Level	400-499					
Course Summary	<p>The course introduces the area of research methodology and helps the student develop the quality of inquiry, It helps in conducting the research in a scientific and methodological manner.</p>					
Semester	VII	<i>Syllabus</i>			4	Total Hours
Course Details	Learning Approach	Lecture	Tutorial	Practical	Others	
		4			0	60
Pre-requisites, if any						

CO	CO Statement	PO	Learning Domain
----	--------------	----	-----------------

CO1	Understand the basic idea of Research	1,2,4,6,8, 10	U
CO2	Identify the significance, characteristics and techniques of research	1,2,4,6,8, 10	U
CO3	Understand the various steps involved in the process of research	1,2,4,6,8, 10	U
CO4	Understand the different types of research	1,2,4,6,8, 10	U
CO5	Write abstracts and synopsis	1,2,4,6,8, 10	C,K
CO6	Understand the features of footnotes, endnotes, references and bibliography	1,2,4,6,8, 10	U
Remember (K), Understand (U), Apply (A), Analyse (An), Evaluate (E), Create (C), Skill (S), Interest (I) and Appreciation (Ap),			



MGU-UGP (HONOURS)

Units	Content	Hours	
Module 1 : Introduction to Research		15	
1.1	Meaning and Definitions	5	1
1.2	Characteristics and Significance	5	2
1.3	Techniques	5	2

Module 2 : Types of Research		15	
2.1	Quantitative and Qualitative	5	4
2.2	Descriptive, Analytical and Applied	5	4
2.3	Conceptual and Empirical	5	4
Module 3 : Research Process		15	
3.1	Research problem, Literature review	5	3
3.2	Hypothesis, research design, data collection and sampling	5	3
3.3	Analysis, Hypothesis testing, Interpretations and generalizations	5	3
Module 4 :Synopsis and Abstract		15	
4.1	Synopsis - Definition, features and structure	5	5
4.2	Abstract - Definition, features and structure	5	5
4.3	Article writing, endnotes, footnotes, references, bibliography and annexure	5	6
Module 5			

5.1	Teacher specific content. This can be either classroom teaching, practical session, field visit etc as specified by the teacher concerned.		
-----	--	--	--

Classroom Procedure – Teaching and Learning Approach

Module 1	Lecture, Discussion
Module 2	Lecture, Discussion
Module 3	Lecture, Discussion
Module 4	Lecture, Discussion

Mode of Assessment – Assessment patterns

Continuous Comprehensive Assessment (CCA) : 30 marks

Module 1	Written test, Assignment
Module 2	Written test , Assignment
Module 3	Written test, Assignment
Module 4	Written test, Assignment
Module 5	This content will be evaluated internally.

Semester end Examination : 70 marks

Written Examination (Duration: 2hrs)

Part	Question Type	No. of Questions	Marks	Specification
Part A	Short Answer	10 out of 12	10x2 = 20	Answer should be in 50 to 70 words
Part B	Short Essay	6 out of 8	6x5 = 30	Answer should be in 150 to 200 words
Part C	Essay	2 out of 4	2x10 = 20	Answer should be in 300 to 350 words
Total Marks			70	

References

1. Research Methodology: Methods and Techniques by C.R. Kothari
2. Research Methods by Nicholas Walliman
3. Research Methodology: A Step – by- step Guide for Beginners by Ranjit Kumar
4. Qualitative Inquiry and Research design: Choosing Among Five Approaches by John W. Creswell
5. Research Methodology by G.C. Ramamurthy
6. Researching Education- Perspectives and Techniques by Kanka mallick and Gajendra K Verma
7. *Gaveshanam* by Dr. Chathanath Achuthanunni



Mahatma Gandhi University Kottayam

Programme	BA (Hons) Kathakali Madhalam					
Course Name	<i>Kottayam Attakadhas</i>					
Type of Course	DCC					
Course Code	MG7DCCKMD402					
Course Level	400-499					
Course Summary	The course familiarises with the four major <i>Attakadhas</i> used for Kathakali performance written by Kottayam Tampuran.					
Semester	VII	MGU-UGP (HONOURS) Credits			4	Total Hours
Course Details	Learning Approach	Lecture	Tutorial	Practical	Others	
		4			0	60
Pre-requisites, if any						

CO	CO Statement	PO	Learning Domain
----	--------------	----	-----------------

CO1	Understand the storyline of <i>Kottayam Attakadhas</i>	1,2,3,4,6, 10	U, Ap
CO2	Familiarize the characters of the play	1,2,3,4,6, 10	U, Ap
CO3	Understand the concept and plot of each scene in all the plays	1,2,3,4,6, 10	U, Ap
CO4	Recall the literature of the <i>Attakadhas</i>	1,2,3,4,6, 10	K
Remember (K), Understand (U), Apply (A), Analyse (An), Evaluate (E), Create (C), Skill (S), Interest (I) and Appreciation (Ap),			

Units	Content	Hours	CO
Module 1 : <i>Bakavadham</i>		15	
1.1	Understanding storyline	3	1
1.2	Familiarization of characters	4	2
1.3	Awareness about the scenes	4	3
1.4	Literature of <i>Attakadha</i>	4	4
Module 2 : <i>Kirmeeravadham</i>		15	
2.1	Understanding storyline	3	1

2.2	Familiarization of characters	4	2
2.3	Awareness about the scenes	4	3
2.4	Literature of <i>Attakadha</i>	4	4
Module 3 : <i>Kalyanasouandhikam</i>		15	
3.1	Understanding storyline	3	1
3.2	Familiarization of characters	4	2
3.3	Awareness about the scenes	4	3
3.4	Literature of <i>Attakadha</i>	4	4
Module 4 : <i>Kalakeyavadham</i>		15	
4.1	Understanding storyline	3	1
4.2	Familiarization of characters	4	2
4.3	Awareness about the scenes	4	3
4.4	Literature of <i>Attakadha</i>	4	4

Module 5			
5.1	Teacher specific content. This can be either classroom teaching, practical session, field visit etc as specified by the teacher concerned.		

Classroom Procedure – Teaching and Learning Approach

Module 1	Lecture, Discussions, Video presentation
Module 2	Lecture, Discussions, Video presentation
Module 3	Lecture, Discussions, Video presentation
Module 4	Lecture, Discussions, Video presentation

Mode of Assessment – Assessment patterns

Continuous Comprehensive Assessment (CCA) : 30 marks

Module 1	Written test, Assignment
Module 2	Written test , Assignment
Module 3	Written test, Assignment
Module 4	Written test, Assignment
Module 5	This content will be evaluated internally.

Semester end Examination : 70 marks

Written Examination (Duration: 2hrs)

Part	Question Type	No. of Questions	Marks	Specification
Part A	Short Answer	10 out of 12	10x2 = 20	Answer should be in 50 to 70 words
Part B	Short Essay	6 out of 8	6x5 = 30	Answer should be in 150 to 200 words
Part C	Essay	2 out of 4	2x10 = 20	Answer should be in 300 to 350 words
Total Marks			70	

References

- *Kottayath Thampurante Attakadhakali - Kalamandalam Krishnan Nair*
- *Cholliyattam 1,2 : Kalamandalan Padhmanabhan Nair*



MGU-UGP (HONOURS)

Syllabus



Mahatma Gandhi University Kottayam

Programme	BA (Hons) Kathakali Madhalam					
Course Name	<i>Thekkan Thodayam</i>					
Type of Course	DCE					
Course Code	MG7DCEKMD400					
Course Level	400-499					
Course Summary	The course introduces the <i>Thekkan Thodayam</i> to the students.					
Semester	VII	Credits			4	Total Hours
Course Details	Learning Approach	Lecture	Tutorial	Practical	Others	
		0	4	0	0	60
Pre-requisites, if any						

CO	CO Statement	PO	Learning Domain
----	--------------	----	-----------------

CO1	Recall the syllables of various phases in <i>Thekkan Thodayam</i>	1,2,4,5, 10	K
CO2	Understand the performance structure of <i>Thekkan Thodayam</i>	1,2,4,5, 10	U
CO3	Demonstrate various phases in <i>Thekkan Thodayam</i>	1,2,4,5, 10	A,S
CO4	Illustrate the <i>Thekkan Thodayam</i> in Kathakali kalari with Kathakali actors and Chenda	1,2,4,5, 10	A,S
Remember (K), Understand (U), Apply (A), Analyse (An), Evaluate (E), Create (C), Skill (S), Interest (I) and Appreciation (Ap).			

Units	Content	Hours	CO
Module 1 :Mukhajalam		15	
1.1	Recitation of syllables	3	1
1.2	Practical study	4	3
1.3	Performance structure	4	2
1.4	Practical training in kathakali kalari	4	4
Module 2 : <i>Ragam padal, Chempada kalashangal</i>		15	
2.1	Recitation of syllables	3	1

2.2	Practical study	4	3
2.3	Performance structure	4	2
2.4	Practical training in kathakali kalari	4	4
Module 3 : <i>Chemba kalashangal</i>		15	
3.1	Recitation of syllables	3	1
3.2	Practical study	4	3
3.3	Performance structure	4	2
3.4	Practical training in kathakali kalari	4	4
Module 4: Final part of <i>Thodayam</i> from <i>Panchari</i>		15	
4.1	Recitation of syllables	3	1
4.2	Practical study	4	3
4.3	Performance structure	4	2
4.4	Practical training in kathakali kalari	4	4

Module 5			
5.1	Teacher specific content. This can be either classroom teaching, practical session, field visit etc as specified by the teacher concerned.		

Classroom Procedure – Teaching and Learning Approach

Module 1	Demonstration, one-to-one interaction, Giving practice
Module 2	Demonstration, one-to-one interaction, Giving practice
Module 3	Demonstration, one-to-one interaction, Giving practice
Module 4	Demonstration, one-to-one interaction, Giving practice

MGU-UGP (HONOURS)

Mode of Assessment – Assessment patterns

Continuous Comprehensive Assessment (CCA) : 30 marks

Module 1	Practical evaluation (accuracy of tala, rhythmic balance, clarity of delivering the techniques, pronunciation of syllables, overall performance)
Module 2	Practical evaluation (accuracy of tala, rhythmic balance, clarity of delivering the techniques, pronunciation of syllables, overall performance)
Module 3	Practical evaluation (accuracy of tala, rhythmic balance, clarity of delivering the techniques, accompaniment with the Kathakali performers, overall performance)

Module 4	Practical evaluation (accuracy of tala, rhythmic balance, clarity of delivering the techniques, accompaniment with the other artists, overall performance)
Module 5	This content will be evaluated internally.

Semester end Examination : 70 marks

Module 1	Practical evaluation (accuracy of tala, rhythmic balance, clarity of delivering the techniques, pronunciation of syllables, overall performance)
Module 2	Practical evaluation (accuracy of tala, rhythmic balance, clarity of delivering the techniques, pronunciation of syllables, overall performance)
Module 3	Practical evaluation (accuracy of tala, rhythmic balance, clarity of delivering the techniques, accompaniment with the Kathakali performers, overall performance)
Module 4	Practical evaluation (accuracy of tala, rhythmic balance, clarity of delivering the techniques, accompaniment with the other artists, overall performance)

MGU-UGP (HONOURS)

Syllabus



Mahatma Gandhi University Kottayam

Programme	BA (Hons) Kathakali Madhalam					
Course Name	<i>Thekkan Purappadu</i>					
Type of Course	DCE					
Course Code	MG7DCEKMD401					
Course Level	400-499					
Course Summary	The course introduces the <i>Thekkan Purappadu</i> to the students.					
Semester	VII	Credits			4	Total Hours
Course Details	Learning Approach	Lecture	Tutorial	Practical	Others	
		0	4	0	0	60
Pre-requisites, if any						

CO	CO Statement	PO	Learning Domain
----	--------------	----	-----------------

CO1	Recall the syllables of various phases in <i>Thekkan Purappad</i>	1,2,4,5,10	K
CO2	Understand the performance structure of <i>Thekkan Purappad</i>	1,2,4,5,10	U
CO3	Demonstrate various phases in <i>Thekkan Purappad</i>	1,2,4,5,10	A,S
CO4	Illustrate the <i>Thekkan Purappad</i> in Kathakali kalari with Kathakali actors and Chenda	1,2,4,5,10	A,S
Remember (K), Understand (U), Apply (A), Analyse (An), Evaluate (E), Create (C), Skill (S), Interest (I) and Appreciation (Ap).			

Units	Content	Hours	CO
Module 1 :Onnam Nokku		15	
1.1	Recitation of syllables	3	1
1.2	Practical study	4	3
1.3	Performance structure	4	2
1.4	Practical training in kathakali kalari	4	4
Module 2 :RandamNokku		15	
2.1	Recitation of syllables	3	1
2.2	Practical study	4	3

2.3	Performance structure	4	2
2.4	Practical training in kathakali kalari	4	4
Module 3 : Moonnam Nokku		15	
3.1	Recitation of syllables	3	1
3.2	Practical study	4	3
3.3	Performance structure	4	2
3.4	Practical training in kathakali kalari	4	4
Module 4 :Nalam Nokku		15	
4.1	Recitation of syllables	3	1
4.2	Practical study	4	3
4.3	Performance structure	4	2
4.4	Practical training in kathakali kalari	4	4
Module 5			

5.1	Teacher specific content. This can be either classroom teaching, practical session, field visit etc as specified by the teacher concerned.		
-----	--	--	--

Classroom Procedure – Teaching and Learning Approach

Module 1	Demonstration, one-to-one interaction, Giving practice
Module 2	Demonstration, one-to-one interaction, Giving practice
Module 3	Demonstration, one-to-one interaction, Giving practice
Module 4	Demonstration, one-to-one interaction, Giving practice

Mode of Assessment – Assessment patterns

Continuous Comprehensive Assessment (CCA) : 30 marks

Module 1	Practical evaluation (accuracy of tala, rhythmic balance, clarity of delivering the techniques, pronunciation of syllables, overall performance)
Module 2	Practical evaluation (accuracy of tala, rhythmic balance, clarity of delivering the techniques, pronunciation of syllables, overall performance)
Module 3	Practical evaluation (accuracy of tala, rhythmic balance, clarity of delivering the techniques, accompaniment with the Kathakali performers, overall performance)
Module 4	Practical evaluation (accuracy of tala, rhythmic balance, clarity of delivering the techniques, accompaniment with the other artists, overall performance)

Module 5	This content will be evaluated internally.
----------	--

Semester end Examination : 70 marks

Module 1	Practical evaluation (accuracy of tala, rhythmic balance, clarity of delivering the techniques, pronunciation of syllables, overall performance)
Module 2	Practical evaluation (accuracy of tala, rhythmic balance, clarity of delivering the techniques, pronunciation of syllables, overall performance)
Module 3	Practical evaluation (accuracy of tala, rhythmic balance, clarity of delivering the techniques, accompaniment with the Kathakali performers, overall performance)
Module 4	Practical evaluation (accuracy of tala, rhythmic balance, clarity of delivering the techniques, accompaniment with the other artists, overall performance)



MGU-UGP (HONOURS)

Syllabus



Mahatma Gandhi University Kottayam

Programme	BA (Hons) Kathakali Madhalam					
Course Name	<i>Chorittakai</i>					
Type of Course	DCE					
Course Code	MG7DCEKMD402					
Course Level	400-499					
Course Summary	The course introduces the <i>Chorittakai</i> to the students					
Semester	VII	MGU-UGP (HONOURS)			4	Total Hours
		Syllabus				
Course Details	Learning Approach	Lecture	Tutorial	Practical	Others	60
		0	4	0	0	
Pre-requisites, if any						

CO	CO Statement	PO	Learning Domain
CO1	Recall the syllables of <i>Chorittakai</i>	1,2,4,5,10	K
CO2	Understand the performance structure of <i>Chorittakai</i>	1,2,4,5,10	U
CO3	Demonstrate <i>Chorittakai</i>	1,2,4,5,10	A,S
Remember (K), Understand (U), Apply (A), Analyse (An), Evaluate (E), Create (C), Skill (S), Interest (I) and Appreciation (Ap).			

Units	Content	Hours	CO
Module 1 :Chorittakai- Part 1		15	
1.1	Recitation of syllables	5	1
1.2	Practical study	5	3
1.3	Performance structure	5	2
Module 2 :Chorittakai-Part 2		15	
2.1	Recitation of syllables	5	1

2.2	Practical study	5	3
2.3	Performance structure	5	2
Module 3 : Chorittakai-Part 3		15	
3.1	Recitation of syllables	5	1
3.2	Practical study	5	3
3.3	Performance structure	5	2
Module 4 : Chorittakai-Part 4		15	
4.1	Recitation of syllables	5	1
4.2	Practical study	5	3
4.3	Performance structure	5	2
Module 5			
5.1	Teacher specific content. This can be either classroom teaching, practical session, field visit etc as specified by the teacher concerned.		

Classroom Procedure – Teaching and Learning Approach

Module 1	Demonstration, one-to-one interaction, Giving practice
Module 2	Demonstration, one-to-one interaction, Giving practice
Module 3	Demonstration, one-to-one interaction, Giving practice
Module 4	Demonstration, one-to-one interaction, Giving practice


Mode of Assessment – Assessment patterns

Continuous Comprehensive Assessment (CCA) : 30 marks

Module 1	Practical evaluation (accuracy of tala, rhythmic balance, clarity of delivering the techniques, pronunciation of syllables, overall performance)
Module 2	Practical evaluation (accuracy of tala, rhythmic balance, clarity of delivering the techniques, pronunciation of syllables, overall performance)
Module 3	Practical evaluation (accuracy of tala, rhythmic balance, clarity of delivering the techniques, accompaniment with the Kathakali performers, overall performance)
Module 4	Practical evaluation (accuracy of tala, rhythmic balance, clarity of delivering the techniques, accompaniment with the other artists, overall performance)
Module 5	This content will be evaluated internally.

Semester end Examination : 70 marks

Module 1	Practical evaluation (accuracy of tala, rhythmic balance, clarity of delivering the techniques, pronunciation of syllables, overall performance)
Module 2	Practical evaluation (accuracy of tala, rhythmic balance, clarity of delivering the techniques, pronunciation of syllables, overall performance)
Module 3	Practical evaluation (accuracy of tala, rhythmic balance, clarity of delivering the techniques, accompaniment with the Kathakali performers, overall performance)
Module 4	Practical evaluation (accuracy of tala, rhythmic balance, clarity of delivering the techniques, accompaniment with the other artists, overall performance)



MGU-UGP (HONOURS)

Syllabus

SEMESTER VIII



MGU-UGP (HONOURS)

Syllabus



Mahatma Gandhi University Kottayam

Programme	BA (Hons) Kathakali Madhalam					
Course Name	<i>Panchavadyam study (Part III)</i>					
Type of Course	DCC					
Course Code	MG8DCCKMD400					
Course Level	400-499					
Course Summary	The course familiarises the student with the execution of different stages of <i>Panchavadyam (Randam Kalam)</i> .					
Semester	VIII	MGU-UGP (HONOURS) Credits			4	Total Hours
Course Details	Learning Approach	Lecture	Tutorial	Practical	Others	
		0	3	1	0	75
Pre-requisites, if any						
CO	CO Statement				PO	Learning Domain
CO1	Recall the syllables of various stages of <i>Panchavadyam (Randaam kalam)</i>				1,2,4,5, 10	R

CO2	Understand the performance structure of various stages of <i>Panchavadyam (Randaam kalam)</i>	1,2,4,5, 10	U
CO3	Demonstrate various stages of <i>Panchavadyam (Randaam kalam)</i>	1,2,4,5, 10	Ap
CO4	Illustrate the tala patterns of various stages of <i>Panchavadyam (Randaam kalam)</i>	1,2,4,5, 10	Ap
Remember (K), Understand (U), Apply (A), Analyse (An), Evaluate (E), Create (C), Skill (S), Interest (I) and Appreciation (Ap).			

Units	Content	Hours	CO
Module 1 : <i>Mugham to Koottiperukkal (Randaam Kalam)</i>		20	
1.1	Recitation of syllables	5	1
1.2	Practical study	5	3
1.3	Performance structure	5	2
1.4	Tala practice	5	4
Module 2 : <i>Ennam to Kalasham (Randaam Kalam)</i>		20	
2.1	Recitation of syllables	5	1

2.2	Practical study	5	3
2.3	Performance structure	5	2
2.4	Tala practice	5	4
Module 3 : <i>Theerkalashams (Randaam Kalam)</i>		20	
3.1	Recitation of syllables	5	1
3.2	Practical study	5	3
3.3	Performance structure	5	2
3.4	Tala practice	5	4
Module 4 : <i>Koottikottu (Randaam Kalam)</i>		15	
4.1	Recitation of syllables	3	1
4.2	Practical study	5	3
4.3	Performance structure	3	2

4.4	Tala practice	4	4
Module 5			
5.1	Teacher specific content. This can be either classroom teaching, practical session, field visit etc as specified by the teacher concerned.		

Classroom Procedure – Teaching and Learning Approach

Module 1	Demonstration, one-to-one interaction, Giving practice
Module 2	Demonstration, one-to-one interaction, Giving practice
Module 3	Demonstration, one-to-one interaction, Giving practice
Module 4	Demonstration, one-to-one interaction, Giving practice

Syllabus

Mode of Assessment – Assessment patterns

Continuous Comprehensive Assessment (CCA) : 30 marks

Module 1	Practical evaluation (accuracy of tala, rhythmic balance, clarity of delivering the techniques, pronunciation of syllables, overall performance)
Module 2	Practical evaluation (accuracy of tala, rhythmic balance, clarity of delivering the techniques, pronunciation of syllables, overall performance)

Module 3	Practical evaluation (accuracy of tala, rhythmic balance, clarity of delivering the techniques, accompaniment with the Kathakali performers, overall performance)
Module 4	Practical evaluation (accuracy of tala, rhythmic balance, clarity of delivering the techniques, accompaniment with the other artists, overall performance)
Module 5	This content will be evaluated internally.

Semester end Examination : 70 marks

Module 1	Practical evaluation (accuracy of tala, rhythmic balance, clarity of delivering the techniques, pronunciation of syllables, overall performance)
Module 2	Practical evaluation (accuracy of tala, rhythmic balance, clarity of delivering the techniques, pronunciation of syllables, overall performance)
Module 3	Practical evaluation (accuracy of tala, rhythmic balance, clarity of delivering the techniques, accompaniment with the Kathakali performers, overall performance)
Module 4	Practical evaluation (accuracy of tala, rhythmic balance, clarity of delivering the techniques, accompaniment with the other artists, overall performance)



Mahatma Gandhi University Kottayam

Programme	BA (Hons) Kathakali Madhalam					
Course Name	<i>Panchavadyam study (Part IV)</i>					
Type of Course	DCC					
Course Code	MG8DCCKMD401					
Course Level	400-499					
Course Summary	The course familiarises the student with the execution of different stages of <i>Panchavadyam (Pathikalam)</i> .					
Semester	VIII	MGU-UGP (HONOURS) Credits			4	Total Hours
Course Details	Learning Approach	Lecture	Tutorial	Practical	Others	
		0	3	1	0	
Pre-requisites, if any						
CO	CO Statement				PO	Learning Domain

CO1	Recall the syllables of various stages of <i>Panchavadyam</i> (<i>Pathikalam</i>)	1,2,4,5, 10	R
CO2	Understand the performance structure of various stages of <i>Panchavadyam</i> (<i>Pathikalam</i>)	1,2,4,5, 10	U
CO3	Demonstrate various stages of <i>Panchavadyam</i> (<i>Pathikalam</i>)	1,2,4,5, 10	Ap
CO4	Illustrate the tala patterns of various stages of <i>Panchavadyam</i> (<i>Pathikalam</i>)	1,2,4,5, 10	Ap
CO5	Analyze the contribution of various institutions in India towards the promotion of arts, particularly Kathakali	1,2,4,6, 10	An, Ap
Remember (K), Understand (U), Apply (A), Analyse (An), Evaluate (E), Create (C), Skill (S), Interest (I) and Appreciation (Ap).			

Units	Content	Hours	CO
Module 1 : <i>Pathikalam</i> (Part 1)		20	
1.1	Recitation of syllables	5	1
1.2	Practical study	5	3
1.3	Performance structure	5	2
1.4	Tala practice	5	4
Module 2 : <i>Pathikalam</i> (Part 2)		20	

2.1	Recitation of syllables	5	1
2.2	Practical study	5	3
2.3	Performance structure	5	2
2.4	Tala practice	5	4
Module 3 : <i>Koottikottu</i>		20	
3.1	Recitation of syllables	5	1
3.2	Practical study	5	3
3.3	Performance structure	5	2
3.4	Tala practice	5	4
Module 4 : Visit famous art institutions outside Kerala		15	
4.1	Field study	4	1
4.2	Kalakshethra Foundation Chennai	4	3

4.3	Visva - Bharati University Kolkata International Kathakali Centre, New Delhi	4	2
4.4	Report writing	3	4
Module 5			
5.1	Teacher specific content. This can be either classroom teaching, practical session, field visit etc as specified by the teacher concerned.		

Classroom Procedure – Teaching and Learning Approach

Module 1	Demonstration, one-to-one interaction, Giving practice
Module 2	Demonstration, one-to-one interaction, Giving practice
Module 3	Demonstration, one-to-one interaction, Giving practice
Module 4	Field visit, Interaction with famous artists

Mode of Assessment – Assessment patterns

Continuous Comprehensive Assessment (CCA) : 30 marks

Module 1	Practical evaluation (accuracy of tala, rhythmic balance, clarity of delivering the techniques, pronunciation of syllables, overall performance)
----------	--

Module 2	Practical evaluation (accuracy of tala, rhythmic balance, clarity of delivering the techniques, pronunciation of syllables, overall performance)
Module 3	Practical evaluation (accuracy of tala, rhythmic balance, clarity of delivering the techniques, accompaniment with the Kathakali performers, overall performance)
Module 4	Report Submission - 10 marks
Module 5	This content will be evaluated internally.

Semester end Examination : 70 marks

Module 1	Practical evaluation (accuracy of tala, rhythmic balance, clarity of delivering the techniques, pronunciation of syllables, overall performance)
Module 2	Practical evaluation (accuracy of tala, rhythmic balance, clarity of delivering the techniques, pronunciation of syllables, overall performance)
Module 3	Practical evaluation (accuracy of tala, rhythmic balance, clarity of delivering the techniques, accompaniment with the Kathakali performers, overall performance)
Module 4	Report submission and Viva - Voce (related to the report) - 20 marks



Mahatma Gandhi University Kottayam

Programme	BA (Hons) Kathakali Madhalam						
Course Name	Capstone Project- Dissertation						
Type of Course	PRJ						
Course Code	MG8PRJKMD400						
Course Level	400-499						
Course Summary	The course is a detailed study on various tala systems of India, especially focusing on Kerala Talas						
Semester	VIII	<i>Syllabus</i>			Credits	12	Total Hours
Course Details	Learning Approach	Lecture	Tutorial	Practical	Others	150	

CO	CO Statement	PO	Learning Domain
----	--------------	----	-----------------

CO1	Understand the cultural significance of Kerala by analyzing the various instruments and ensembles of Kerala	1,2,4,6, 10	U, An
CO2	Understand the myth and evolution of the concept of tala and the idea of Taladashapranas	1,2,4,6, 10	U
CO3	Aalyze the techniques of the application of tala	1,2,4,6, 10	An
CO4	Understand the various tala systems (Marga talas, Talas in Hindustani Music and Suladi Sapta talas)	1,2,4,6, 10	R
CO5	Understand the structure of native talas of Kerala (Kumbham, Marmma, Karika, Lekshmi)	1,2,4,6, 10	U
CO6	Understand the diverse tala patterns of Kerala	1,2,4,6, 10	U
CO7	Identify the talas of ritualistic, traditional and temple arts in Kerala	1,2,4,6, 10	U, Ap
CO8	Differentiate Kerala Talas and Carnatic Talas	1,2,4,6, 10	U

MGU-UGP (HONOURS)

Syllabus

Units	Content	Hours	CO
Module 1 : Instruments and Ensembles of Kerala temples		15	
1.1	Art and Culture of Kerala	3	1
1.2	Percussion Instruments of Kerala	3	1
1.3	Other instruments of Kerala	3	1
1.4	Ensembles of Kerala	6	1
Module 2 : <i>Tala concepts</i>		20	
2.1	Myths and evolution of Tala	5	2
2.2	Interpretations of tala system	5	3
2.3	Techniques of Tala	5	3
2.4	<i>Taladashapranas</i>	5	2
Module 3 : Different Tala systems		20	
3.1	Marga talas	5	4

3.2	Talas in Hindustani Music	5	4
3.3	Suladi Sapta talas	5	4
3.4	Native talas of Kerala (<i>Kumbham, Marmma, Karika, Lekshmi</i>)	5	5
Module 4 :Kerala Talas		20	
4.1	Diverse Tala patterns	5	6
4.2	Talas of temple arts in Kerala	5	7
4.3	Talas of ritualistic and traditional arts	5	7
4.4	Comparison of Kerala Talas and Carnatic Talas	5	8
Module 5 <i>Syllabus</i>			
5.1	Teacher specific content. This can be either classroom teaching, practical session, field visit etc as specified by the teacher concerned.		

Classroom Procedure – Teaching and Learning Approach

Module 1	Lecture, Discussion, Demonstration
Module 2	Lecture, Discussion, Demonstration
Module 3	Lecture, Discussion, Demonstration
Module 4	Lecture, Discussion, Demonstration

Mode of Assessment – Assessment patterns

Continuous Comprehensive Assessment (CCA) : 30 marks

Module 1	Written test, Assignment
Module 2	Written test , Assignment
Module 3	Written test, Assignment
Module 4	Written test, Assignment
Module 5	This content will be evaluated internally.

Semester end Examination : 70 marks

Syllabus

Written Examination (Duration : 2hrs)

Part	Question Type	No. of Questions	Marks	Specification
Part A	Short Answer	10 out of 12	10x2 = 20	Answer should be in 50 to 70 words
Part B	Short Essay	6 out of 8	6x5 = 30	Answer should be in 150 to 200 words

Part C	Essay	2 out of 4	2x10 = 20	Answer should be in 300 to 350 words
Total Marks			70	

Referencs

- *Keralathile Thalanganum Kalakalum : Dr Manoj Kuroor*
- *Kshethrakalasaahithyam : Dr Unnikrishnappilla*
- *Keralathile Kshethravadyangal : KV Rajagopalan Kidavu*
- *Hindhu Rasathanthra Charitham : Dr Prahulachandrare*
- *Mridangabodhini : Prof Parassala Ravi*
- *Mizhavoli : Kalamandalam Eeswaranunni*
- *Thalangal Thalavadyangal : ASN Nambeesan*
- *Sangeethachandhrika : Attoor Krishnapisharody*



MGU-UGP (HONOURS)

Syllabus



Mahatma Gandhi University Kottayam

Programme	BA (Hons) Kathakali Madhalam						
Course Name	<i>Nalacharitham ; a detailed study</i>						
Type of Course	DCE						
Course Code	MG8DCEKMD401						
Course Level	400-499						
Course Summary	The course deals with the detailed study of the four plays of <i>Nalacharitham Attakadha</i> .						
Semester	VIII	Syllabus			Credits	4	Total Hours
Course Details	Learning Approach	Lecture	Tutorial	Practical	Others		
		3	0	1	0		75

CO	CO Statement	PO	Learning Domain
----	--------------	----	-----------------

CO1	Understand the storyline of <i>Nalacharitham Attakadhas</i>	1,2,4,6,10	U, Ap
CO2	Familiarize the characters of the play	1,2,4,6,10	U, Ap
CO3	Understand the concept and plot of each scene in all the plays	1,2,4,6,10	U, Ap
CO4	Recall the literature of the <i>Attakadhas</i>	1,2,4,6,10	K
CO5	Analyze the contribution of various institutions in India towards the promotion of arts, particularly Kathakali	1,2,4,6,10	An, Ap
Remember (K), Understand (U), Apply (A), Analyse (An), Evaluate (E), Create (C), Skill (S), Interest (I) and Appreciation (Ap).			

Units	Content	Hours	CO
Module 1 : <i>Nalacharitham - Onnam divasam</i>		19	
1.1	Understanding storyline	4	1
1.2	Familiarization of characters	5	2
1.3	Awareness about the scenes	5	3
1.4	Literature of <i>Attakadha</i>	5	4
Module 2 : <i>Nalacharitham - Randam divasam</i>		19	
2.1	Understanding storyline	4	1

2.2	Familiarization of characters	5	2
2.3	Awareness about the scenes	5	3
2.4	Literature of <i>Attakadha</i>	5	4
Module 3 : <i>Nalacharitham - Moonnam divasam</i>		19	
3.1	Understanding storyline	4	1
3.2	Familiarization of characters	5	2
3.3	Awareness about the scenes	5	3
3.4	Literature of <i>Attakadha</i>	5	4
Module 4 : <i>Nalacharitham - Nalam divasam</i>		18	
3.1	Understanding storyline	3	1
3.2	Familiarization of characters	5	2
3.3	Awareness about the scenes	5	3

3.4	Literature of <i>Attakadha</i>	5	4
Module 5			
5.1	Teacher specific content. This can be either classroom teaching, practical session, field visit etc as specified by the teacher concerned.		

Classroom Procedure – Teaching and Learning Approach

Module 1	Lecture, Discussions, Library work, Video screening
Module 2	Lecture, Discussions, Library work, Video screening
Module 3	Lecture, Discussions, Library work, Video screening
Module 4	Lecture, Discussions, Field study and report writing

Syllabus

Mode of Assessment – Assessment patterns

Continuous Comprehensive Assessment (CCA) : 30 marks

Module 1	Written test, Assignment
Module 2	Written test, Assignment
Module 3	Written test, Assignment

Module 4	Written test, Assignment
Module 5	This content will be evaluated internally.

Semester end Examination : 70 marks

Written Examination (Duration : 2hrs)

Part	Question Type	No. of Questions	Marks	Specification
Part A	Short Answer	10 out of 12	10x2 = 20	Answer should be in 50 to 70 words
Part B	Short Essay	6 out of 8	6x5 = 30	Answer should be in 150 to 200 words
Part C	Essay	2 out of 4	2x10 = 20	Answer should be in 300 to 350 words
Total Marks			70	

MGU-UGP (HONOURS)

Syllabus

References

- *Nalacharitham : Unnayi Warriar*
- *Unnayiwarriyarude Nalacharitham Aattakkatha : Prof Panmana Ramachandhran Nair*
- *Nalacharitham Anchamdhivasam : Vinod Mankara*



Mahatma Gandhi University Kottayam

Programme	BA (Hons) Kathakali Madhalam					
Course Name	<i>Attakadhas with popular female characters</i>					
Type of Course	DCE					
Course Code	MG8DCEKMD402					
Course Level	400-499					
Course Summary	The course deals with the detailed study of the four popular <i>Attakadhas</i> having prominent female characters..					
Semester	VIII	Credits			4	Total Hours
Course Details	Learning Approach	Lecture	Tutorial	Practical	Others	
		3	0	1	0	75
CO	CO Statement				PO	Learning Domain

CO1	Understand the storyline of <i>Khachadevayanicharitham</i> , <i>Rugmangadacharitham</i> , <i>Ravanavijayam</i> & <i>Karnashapadham</i>	1,2,4,6,10	U, Ap
CO2	Familiarize the characters of the play	1,2,4,6,10	U, Ap
CO3	Understand the concept and plot of each scene in all the plays	1,2,4,6,10	U, Ap
CO4	Recall the literature of the <i>Attakadhas</i>	1,2,4,6,10	K
Remember (K), Understand (U), Apply (A), Analyse (An), Evaluate (E), Create (C), Skill (S), Interest (I) and Appreciation (Ap).			

Units	Content	Hours	CO
Module 1 : <i>Khachadevayanicharitham</i>		19	
1.1	Understanding storyline	4	1
1.2	Familiarization of characters	5	2
1.3	Awareness about the scenes	5	3
1.4	Literature of <i>Attakadha</i>	5	4
Module 2 : <i>Rugmangadacharitham</i>		19	

2.1	Understanding storyline	4	1
2.2	Familiarization of characters	5	2
2.3	Awareness about the scenes	5	3
2.4	Literature of <i>Attakadha</i>	5	4
Module 3 : <i>Ravanavijayam</i>		19	
3.1	Understanding storyline	4	1
3.2	Familiarization of characters	5	2
3.3	Awareness about the scenes	5	3
3.4	Literature of <i>Attakadha</i>	5	4
Module 4 : <i>Karnashapadham</i>		18	
3.1	Understanding storyline	3	1
3.2	Familiarization of characters	5	2

3.3	Awareness about the scenes	5	3
3.4	Literature of <i>Attakadha</i>	5	4
Module 5			
5.1	Teacher specific content. This can be either classroom teaching, practical session, field visit etc as specified by the teacher concerned.		

Classroom Procedure – Teaching and Learning Approach

Module 1	Lecture, Discussions, Library work, Video screening
Module 2	Lecture, Discussions, Library work, Video screening
Module 3	Lecture, Discussions, Library work, Video screening
Module 4	Lecture, Discussions, Library work, Video screening

Mode of Assessment – Assessment patterns

Continuous Comprehensive Assessment (CCA) : 30 marks

Module 1	Written test, Assignment
Module 2	Written test, Assignment
Module 3	Written test, Assignment

Module 4	Written test, Assignment
Module 5	This content will be evaluated internally.

Semester end Examination : 70 marks

Written Examination (Duration : 2hrs)

Part	Question Type	No. of Questions	Marks	Specification
Part A	Short Answer	10 out of 12	10x2 = 20	Answer should be in 50 to 70 words
Part B	Short Essay	6 out of 8	6x5 = 30	Answer should be in 150 to 200 words
Part C	Essay	2 out of 4	2x10 = 20	Answer should be in 300 to 350 words
Total Marks			70	

References:

- *Cholliyattam*: Kalamandalam Pathbhanabhan Nair
- *Kathakali Padangal*: Dr. Vellinezhi Achuthankutty
- *Karnashabhatham* : Mali Madhavan Nair

Syllabus

Project Evaluation

Course Code : : **MG8PRJKMD400**

Course Level : 400

Credits : 12

Mode of End Semester Examination : Evaluation of Project/Dissertation and Viva Voce

Mode of Assessment – Assessment patterns

Continuous Comprehensive Assessment (CCA) : 60 marks

Semester end Examination : 140 marks

Total : 200 marks

Prepare a Project/Dissertation as given in the following format

Pages

Project / Dissertation of minimum 60-90 pages shall be prepared and submitted under a Supervising Guide.

The title of a project

The project title holds paramount significance, as it should be both captivating and engaging. It must effectively convey the project's purpose, scope of intervention, and objectives, while also being appealing.

Order & Content

- Preliminary Pages - The title of the dissertation should be a meaningful description of the content of the dissertation
- Signature Page - The dissertation should be signed by the student and the supervisor. All signatures on the signature page must be original. However, if a faculty member is unable to sign in person, submissions with digital signatures may be permitted
- Abstract of no more than 250 words
- Acknowledgments
- Table of contents, with page references for section headings

Text

a. *Introduction*

b. ***Literature review*** - a survey of scholarly sources related to the research question, as a means of situating the research work in relation to existing knowledge, combining both summary and synthesis.

c. ***Main body***, with the larger divisions and more important sub-divisions indicated by suitable, consistent headings.

Results and Discussion : This could also be in one or more chapters. Based on the analysis and interpretation of data and results, major findings should be pointed out unambiguously.

Findings, Conclusions and Recommendations : Conclusions are to be drawn with reference to the previously stated objectives of the project. This should highlight the major results.

Appendices : Appendices may be provided to give supplementary information, which is included in the main text may serve as a distraction and cloud the central theme.

Bibliography or List of References : The listing of references should be typed below the heading “REFERENCES” in the order in which they appear in the work.

Margins : All margins, including left and right, top and bottom, must be one inch

Spacing : In the main body of the dissertation, either one and a half or double spacing is required, unless conventional usage dictates otherwise, such as in footnotes or indented quotations.

MGU-UGP (HONOURS)

Syllabus

Assessment Rubrics

1. Assignment

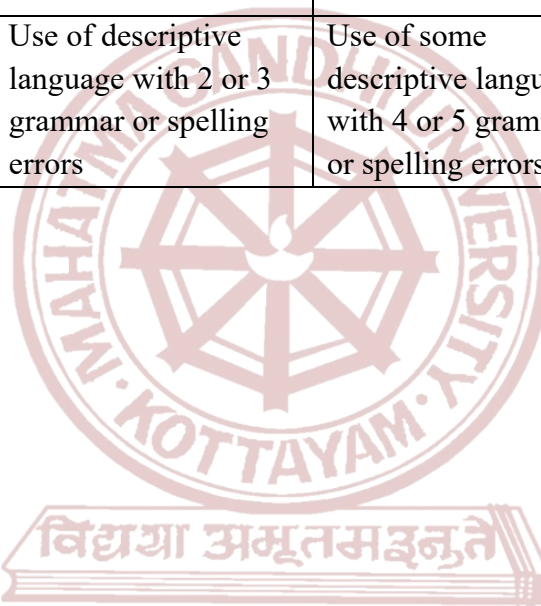
Criteria	Excellent (5)	Very Good (4)	Good (3)	Satisfactory (2)	Non Satisfactory (1)
Introduction of the given topic and significance	In-depth knowledge of the topic	Comprehension of the topic	Adequate knowledge of the topic	Inadequate knowledge of the topic	Attempted
Body of content and flow of content	Main idea is focused and supported with detailed information	Main idea is clear and supported by general information	Main idea is fairly clear and supported by limited information	Main idea is not clear and a random collection of information	Attempted
Relevance of content	Relevant and comprehensive information to substantiate the topic is given with current updates and case studies	Relevant information supported with strong evidence	Relevant information with sufficient supporting evidence	Relevant information with insufficient supporting evidence	Attempted
Conclusion, Reference and Supporting Materials	Strong conclusion exhibiting in-depth knowledge of the subject. More than 15 references and pictures/paper clippings	Recognizable conclusion with supportive suggestions and Reference 5-10 without/with paper clippings	Inadequate conclusion Less than 5 references without supportive evidence	Absence of conclusion No originality, No reference and Supportive evidence	Attempted

Grammar and Spelling	Use of precise and descriptive language with no grammar or spelling errors	Use of descriptive language with 2 or 3 grammar or spelling errors	Use of some descriptive language with 4 or 5 grammar or spelling errors	Simple sentences with grammar or spelling errors	Attempted
----------------------	--	--	---	--	-----------

2. Written examination

Criteria	Excellent (5)	Very Good (4)	Good (3)	Satisfactory (2)	Non Satisfactory (1)
Introduction part	In-depth knowledge of the topic	Comprehension of the topic	Adequate knowledge of the topic	Inadequate Knowledge of the topic	Attempted
Body of content	Main idea is focused and supported with detailed information	Main idea is clear and supported by general information	Main idea is fairly clear and supported by limited information	Main idea is not clear and a random collection of information	Attempted
Relevance of Content	Relevant and comprehensive information to substantiate the topic is given with current updates and case studies	Relevant information supported with strong evidence	Relevant information with sufficient supporting evidence	Relevant information with insufficient supporting evidence	Attempted
Conclusion part	Strong conclusion exhibiting in-depth knowledge of the subject	Recognizable conclusion with	Inadequate conclusion	Absence of conclusion	Attempted

		supportive suggestions			
Grammar and Spelling	Use of precise and descriptive language with no grammar or spelling errors	Use of descriptive language with 2 or 3 grammar or spelling errors	Use of some descriptive language with 4 or 5 grammar or spelling errors	Simple sentences with grammar or spelling errors	Attempted




MGU-UGP (HONOURS)

Syllabus

3. Practical evaluation

Criteria	Excellent (5)	Very Good (4)	Good (3)	Satisfactory (2)	Non Satisfactory (1)
Accuracy of Tala	Very precise with the execution of tala	Almost accurate but not precise with the execution of tala	Capable of execution but not rendered properly	Inadequate capacity in executing the tala	Attempted
Rhythmic Balance	Precise and brilliant in rendering the techniques of playing the instrument with improvisations in using different rhythm structures	Brilliant in rendering the techniques of playing the instruments without much improvisation in using different rhythm structures	Rendering the techniques of playing the instrument with less accuracy and without any improvisation	Inadequate capacity in rendering the techniques of playing the instruments in using different rhythm structures	Attempted
Clarity of delivering techniques	Precise usage of fingers in the proper place and clarity in the sound rendered while playing the instrument	Average precision in the placement of fingers and less clarity in sound being rendered while playing the instrument	Less precision in the placement of fingers without clarity in sound being rendered while playing the instrument	Not placing the fingers in the right position and with no clarity in sound being rendered while playing the instrument	Attempted
Pronunciation of syllables	90-100% accuracy in accent and diction in reciting the syllables	70-89% accuracy in accent and diction in reciting the syllables	40-69% accuracy in accent and diction in reciting the syllables	10-39% accuracy in accent and diction in reciting the syllables	Attempted

Accompanying Kathakali performance	Precise and brilliant synchronization with the co-performers with aesthetic improvisations at the right place	Average precision in synchronizing with the co-performers without much improvisations in the delivery	Less precision in synchronizing with the co-performers without any improvisations in the delivery	Not synchronizing with the co-performers and without delivering the techniques properly	Attempted
------------------------------------	---	---	---	---	-----------



MGU-UGP (HONOURS)

Syllabus

Internship Evaluation

Course Code : **MG4INTKMD200**

Course Level : 200

Credits : 2

Mode of End Semester Examination : Evaluation of Intern report and Viva - Voce

Mode of Assessment – Assessment patterns

Continuous Comprehensive Assessment (CCA) : 15 marks

Semester end Examination : 35 marks

Total : 50 marks

An internship program in performing arts is structured to provide aspiring artists with immersive learning experiences, offering hands-on training, exposure, and mentorship within the diverse world of classical Indian dance.

This program aims to give participants a comprehensive understanding of their chosen dance form, incorporating theoretical knowledge and practical skills. It typically entails intensive training sessions, workshops, and collaborative projects led by experienced instructors and practitioners.


For students enrolled in the BA Kathakali Madhalam Degree program, a mandatory 60-hour internship is required after the 4th semester. Participants are encouraged to engage in suggested activities or similar endeavors and produce a report detailing their experiences.

- Hands-on Training
- Short Research Project
- Seminar attendance
- Workshop Attendance organized by the Government or any other recognized institutions.
- Social projects

Evaluation

The department will assess the student's performance using its evaluation method. Interns will be evaluated by the department based on suggested criteria.

- Activity logbook and evaluation report of Internship Supervisor
- The quality of the intern's report
- Acquisition of skill sets by the intern
- Originality and any innovative contribution
- Significance of outcomes



MGU-UGP (HONOURS)

Syllabus

Internship Report

End Semester Evaluation	35
· Acquisition of skill sets by the intern	10
· Originality and any innovative contribution	10
· Significance of outcomes	10
· The quality of the intern's report	5
Continuous Evaluation	15
· Activity logbook	5
· Evaluation report of Internship Supervisor	5
· Attendance	5



MGU-UGP (HONOURS)

Syllabus

SYLLABUS REVISION WORKSHOP PARTICIPANTS

Sl No	Name	Designation
1.	Dr. Beena D	Assistant Professor, Dept of Kathakali Madhalam, St.Terasas, Ernakulam
2	Sureshkumar C.K	"
3.	Arunima J.R	"
4	Gopika G. Nath	Faculty, Dept of Mohiniyattam, RLV Govt. College of Music & Fine Arts, Tripunithura
5	Anjali Balan	"
6	Anima V.P	"
7	Bhagyalakshmi A Nair	"
8	Meenu B	"
9	N.T Sanathana Shenoy	"
10	Sreelatha P.K	"
11	Remya T	Faculty, Dept of Kathakali Madhalam, RLV Govt. College of Music & Fine Arts, Tripunithura
12	Keerthana Simhan T.S	"
13	Divya S	"
14	Poornima Varma	"
15	Krishnapriya	"
16	Ajai K Aravind	"
17	Rakend T	"
18	Vaisakh R	Faculty, Dept of Kathakali, RLV Gvt. College of Music & Fine Arts, Tripunithura
19	Biju Bhaskar	"
20	Sandhya P	"
21	Vipini V.S	"

22	Sreeram R	“
22	Amithesh V.M	Faculty, Dept of Kathakali Madhalam, RLV Govt. College of Music & Fine Arts, Tripunithura
23	Sajeesh V.P	“
24	Jithin Chandran	“
25	Manikandan T	“
26	Sudheesh Kumar	Faculty, Dept. of Kathakali Sangeetham, RLV Govt. College of Music & Fine Arts, Tripunithura
27	Vishnu T.S	“
28	Sreejith P. Kumar	“
29	Krishnakumar	“
30	Yaswanth K.U	“
31	Sudheesh K.S	Faculty, Dept. of Kathakali Chenda, RLV Govt. College of Music & Fine Arts, Tripunithura
32	Rahuldas V.G	“



MGU-UGP (HONOURS)

Syllabus



MGU-UGP (HONOURS)

Syllabus